



BRIMAR<sup>®</sup>

DRAPERY HARDWARE

## ELEVATE WINDOWS TO NEW HEIGHTS.

Dress windows with sophisticated drapery hardware brimming with personality and functionality. Our lineup of diverse styles, materials, finishes and sizes affords you the luxury to create distinctive windows in various settings. Beyond aesthetics, Brimar remains mindful to performance by offering drapery motorization technology, baton and cord-drawn traverse systems, and custom pole bending services well-appointed for residential and commercial spaces.







Page	Collection	Pole Diameter	Pole Material	Draw Method	Add-Ons
7	<b>TUXEDO</b>	1 1/8"	Metal	Rings or Bypass Rings	Pole Bending
11	<b>ICE</b>	1 1/8"	Clear Acrylic or Metal	Rings or Bypass Rings	Pole Bending
15	<b>FIFTH AVENUE</b>	1 1/4"	Metal	Rings	Pole Bending
21	<b>PARK AVENUE</b>	1 1/4"	Metal	Glide Traverse	Corded System, Pole Bending, Ripplefold
27	<b>AFFINITY</b>	1 1/2"	Metal	Glide Traverse	Corded System, Pole Bending, Ripplefold, Motorization
31	<b>MANHATTAN</b>	1 1/2" x 3/8"	Metal	Bypass Rings	Pole Bending
35	<b>PLATFORMS</b>	1 7/8" x 3/4"	Wood	Bypass Rings or Glide Traverse	Motorization
39	<b>CHALET</b>	3/4"	Metal or Wood	Rings	Pole Bending
43	<b>METRO</b>	1 1/2"	Metal	Rings	
45	<b>SIGNATURE</b>	1 1/2", 2", 3"	Metal or Wood	Rings or Glide Traverse	Corded System, Motorization, Pole Bending
49	<b>SIGNATURE METAL</b>	1/2", 1", 1 1/2"	Metal	Rings or Glide Traverse	Corded System, Pole Bending
53	<b>NOSTALGIA</b>	1 3/8"	Wood	Rings	
55	<b>VERSAILLES</b>	2"	Wood	Rings	Motorization
59	<b>ENGLISH MANOR</b>	2"	Wood	Rings	Motorization
60	<b>CS TRACKS</b>	3/4"	Metal	Glide Traverse	Corded System, Track Bending, Ripplefold
63	<b>GROMMETS</b>	Brimar #12 grommets fit 1", 1 1/8" and 1 1/4" pole diameters			
65	<b>CUSTOM BENDING</b>	Bending available for 1/2", 3/4", 1", 1 1/8", 1 1/4" and 1 1/2" pole diameters			
67	<b>GLYDEA™ MOTORIZATION SYSTEM BY SOMFY®</b>				
72	<b>GENERAL INFORMATION</b>				
73	<b>SOCIAL MEDIA</b>				
75	<b>DECORATIVE TRIMMINGS</b>				





TEXTURED TORTOISE FINIAL DTX01/TTR\*  
5 1/4" L x 1 5/8" H x 1 1/4" D



IVORY FINIAL DTX02/IVR\*  
5 1/4" L x 1 5/8" H x 1 1/4" D



TORTOISE FINIAL DTX03/TOR\*  
5 1/4" L x 1 5/8" H x 1 1/4" D



ONYX FINIAL DTX73/ONX  
5 1/2" L x 1 3/4" H x 1 1/4" D



TEXTURED WOOD FINIAL DTX72/HON  
4 1/2" L x 1 1/4" H x 1 1/4" D



CARVED WOOD FINIAL DTX70/BWD  
4 1/2" L x 1 1/4" H x 1 1/4" D



TEXTURED OVAL FINIAL DTX75/TTW  
4 1/2" L x 2 1/2" H x 1 1/4" D



BEECHWOOD BALL FINIAL DTX06/BWD  
2 1/2" L x 2 1/2" H x 1 1/8" D



HAMMERED METAL FINIAL DTX71/STL  
4 1/2" L x 1 1/4" H x 1 1/4" D



HAMMERED BALL FINIAL DTX74/BST  
4 1/4" L x 1 1/4" H x 3" D



CONVEX STEEL FINIAL DTX07/STL  
4 1/8" L x 1 1/2" H x 1 1/8" D



TURNED STEEL FINIAL DTX08/STL  
3 1/8" L x 1 1/2" H x 1 1/4" D



CONCAVE STEEL FINIAL DTX09/STL  
4 3/8" L x 2 1/8" H x 1 1/4" D



CLEAR ACRYLIC BALL FINIAL DTX10/ACR  
3 7/8" L x 2 1/2" H x 1 1/4" D

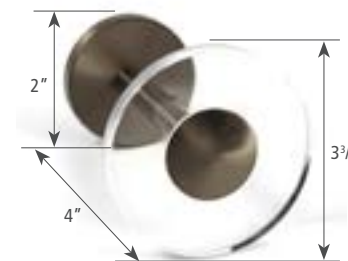


CLEAR ACRYLIC TURNED FINIAL DTX11/ACR  
6 1/4" L x 1 1/4" H x 1 1/4" D



STEEL ENDCAP DTX12/STL  
1" L x 1 1/4" H x 1 1/4" D

\* Finial pattern may vary.



CLEAR ACRYLIC TIEBACK DTX60/ACR



STEEL TIEBACK DTX61/STL



- A contemporary collection featuring metal, wood and resin pieces that can be mixed and matched for a layered look.
- Hand drawn system. Baton recommended.
- One-way or center draw capability.
- C-rings bypass brackets creating a smooth continuous draw.
- Steel pole intended for all fabric types.
- To splice two poles utilize a bracket to provide necessary center support. Bracket conceals undesirable seam.
- One bracket recommended every 2 1/2 feet.
- Four drapery rings estimated per foot of pole.
- For more finial options see all styles on page 11.

Hardware orders under 10 feet long ship via FedEx or UPS.



# TUXEDO

POLE DIAMETER: 1 1/8"



STEEL POLE DTX20/STL  
47 1/4" Length 1 1/8" Diameter

STEEL POLE DTX21/STL  
94 1/2" Length 1 1/8" Diameter

SPLICE CONNECTOR (Internal) DTX52

## POLE CUT OPTIONS

Pole lengths are cut to order.

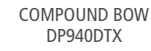


STRAIGHT CUT DP900

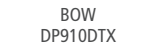


MITRE CUT DP901

## CUSTOM BENDING OPTIONS



COMPOUND BOW  
DP940DTX



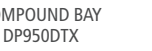
BOW  
DP910DTX



90° BAY  
DP930DTX




BAY  
DP920DTX




COMPOUND BAY  
DP950DTX

Bends are customized to your specifications. Please provide a template and allow for longer lead times.  
Custom items are non-returnable. Deposit required.



STEEL RING DTX31/STL  
1/4" Thickness




BEECHWOOD RING DTX30/BWD  
1/4" Thickness




STEEL C-RING DTX33/STL  
1/8" Thickness  
Rings bypass brackets (DTX46/STL)




Grommets are a ring alternative.  
View selection on page 63.




STEEL SINGLE BRACKET DTX41/STL



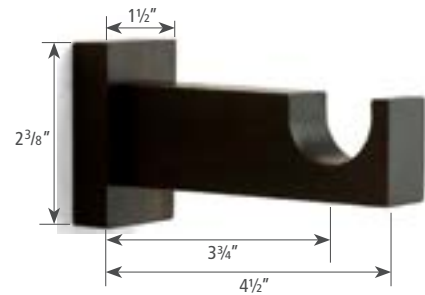
STEEL DOUBLE BRACKET DTX42/STL



STEEL WALL/CEILING BRACKET DTX44/STL



STEEL BYPASS BRACKET DTX46/STL  
Use with steel c-rings DTX33/STL




BEECHWOOD SINGLE BRACKET DTX40/BWD



STEEL RETURN BRACKET DTX47/STL  
Splice Connector DTX52 required.



INSIDE MOUNT DTX43/STL



STEEL ADJUSTABLE ELBOW DTX51/STL



40" STEEL BATON DTX50/STL  
41" - 77" CUSTOM STEEL BATON DTX53/STL



36" CLEAR ACRYLIC BATON DPA9036/ACR  
48" CLEAR ACRYLIC BATON DPA9048/ACR







BALL FINIAL DTX10/ACR  
3 7/8" L x 2 1/2" H x 1 1/4" D



CORDIAL FINIAL DTX16/ACR  
3 3/8" L x 2 1/4" H x 1 1/4" D



STEEL ENDCAP DTX12/STL  
1" L x 1 1/4" H x 1 1/4" D




WAVE FINIAL DTX17/ACR  
5" L x 1 1/4" H x 1 1/4" D




TURNED FINIAL DTX11/ACR  
6 1/8" L x 1 1/4" H x 1 1/4" D



GLITZ FINIAL DTX13/ACR  
4 3/8" L x 1 1/2" H x 1 1/4" D



CLEAR ACRYLIC TIEBACK DTX60/ACR



STEEL TIEBACK DTX61/STL

- i**
- A sleek collection fusing translucent acrylic and modern steel.
  - Hand drawn system. Baton recommended.
  - Steel pole intended for all fabric types. Acrylic pole intended for light fabrics to best avoid bowing.
  - To splice two steel poles utilize a bracket to provide necessary center support. Bracket conceals undesirable seam.
  - For metal poles, one bracket is recommended every 2 1/2 feet. For acrylic poles, one bracket is recommended every 2 feet to prevent bowing.
  - Four drapery rings estimated per foot of pole.
- Hardware orders under 10 feet long ship via FedEx or UPS.



CLEAR ACRYLIC POLE DTX25/ACR  
4' Length 1 1/8" Diameter

CLEAR ACRYLIC POLE DTX26/ACR  
8' Length 1 1/8" Diameter

SPLICE SCREW DA920  
Acrylic poles cannot be custom bent.



STEEL POLE DTX20/STL  
47 1/4" Length 1 1/8" Diameter

STEEL POLE DTX21/STL  
94 1/2" Length 1 1/8" Diameter

SPLICE CONNECTOR (INTERNAL) DTX52

- POLE CUT OPTIONS**  
Pole lengths are cut to order.
- STRAIGHT CUT DP900
- MITRE CUT DP901

**CUSTOM BENDING OPTIONS**  
Applies to steel poles only

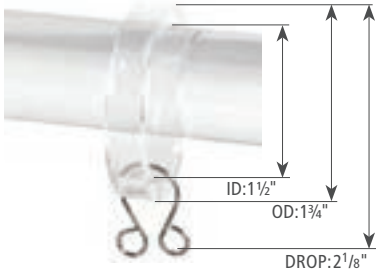


Bends are customized to your specifications. Please provide a template and allow for longer lead times. Custom items are non-returnable. Deposit required.




# ICE

POLE DIAMETER: 1 1/8"




CLEAR ACRYLIC RING DTX32/ACR  
1/4" Thickness



CLEAR ACRYLIC SINGLE BRACKET DTX45/ACR

Mix and match acrylic and metal accessories to create contrast or uniformity.




STEEL RING DTX31/STL  
1/4" Thickness




STEEL C-RING DTX33/STL  
1/8" Thickness  
Rings bypass brackets (DTX46/STL)



Grommets are a ring alternative.  
View selection on page 63.



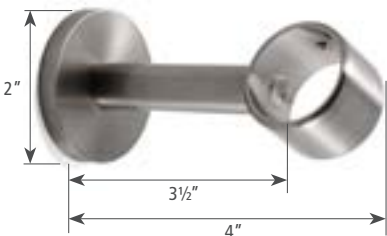
STEEL SINGLE BRACKET DTX41/STL




STEEL DOUBLE BRACKET DTX42/STL




INSIDE MOUNT DTX43/STL



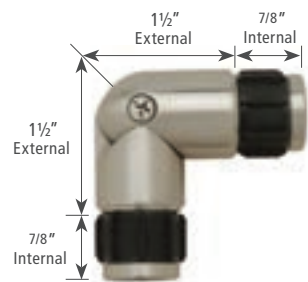
STEEL WALL/CEILING BRACKET DTX44/STL



STEEL BYPASS BRACKET DTX46/STL  
Use with ring DTX33/STL



STEEL RETURN BRACKET DTX47/STL  
Compatible with steel pole option only.  
Splice Connector DTX52 required.



STEEL ADJUSTABLE ELBOW DTX51/STL  
Compatible with steel pole option only.



40" STEEL BATON DTX50/STL  
41" - 77" CUSTOM STEEL BATON DTX53/STL



36" CLEAR ACRYLIC BATON DPA9036/ACR  
48" CLEAR ACRYLIC BATON DPA9048/ACR



Ice Collection



# FIFTH AVENUE

POLE DIAMETER: 1 1/4"



URBAN FINIAL DPA1401  
2" L x 2 1/2" H x 1 1/4" D



COSMOPOLITAN FINIAL DPA1402  
2 1/4" L x 2 1/4" H x 1 1/4" D



CARNEGIE FINIAL DPA1404  
3 1/2" L x 2 1/2" H x 1 1/4" D




EMPIRE FINIAL DPA1405  
2 1/4" L x 1 1/4" H x 1 1/4" D



CRYSTAL FINIAL DPA1406  
2 5/8" L x 2 3/4" H x 1 1/4" D



ENDCAP DPA1400  
1 1/2" L x 1 1/4" H



METAL TIEBACK DX150  
Not available in CHR finish



METAL TIEBACK DX151  
Not available in CHR finish

- A minimalist collection featuring clean form and finishes.
  - Hand drawn system. Baton recommended.
  - Steel pole intended for all fabric types.
  - To splice two poles utilize a bracket to provide necessary center support. Bracket conceals undesirable seam.
  - One bracket recommended every 2 1/2 feet.
  - Four drapery rings estimated per foot of pole.
- Hardware orders under 10 feet long ship via FedEx or UPS.



SMOOTH METAL POLE DX120  
4' Length 1 1/4" Diameter

SMOOTH METAL POLE DX121  
8' Length 1 1/4" Diameter

SMOOTH METAL POLE DX122  
10' Length 1 1/4" Diameter

SPLICE CONNECTOR (Internal) DTX52

POLE CUT OPTIONS  
Pole lengths are cut to order.



STRAIGHT CUT DP900



MITRE CUT DP901

CUSTOM BENDING OPTIONS


COMPOUND BOW  
DP940DX



BOW  
DP910DX



90° BAY  
DP930DX



BAY  
DP920DX



COMPOUND BAY  
DP950DX



Bends are customized to your specifications. Please provide a template and allow for longer lead times. Custom items are non-returnable. Deposit required.

Complimentary finish samples available upon request.



BLACK WALNUT  
BWL



BRUSHED GOLD  
BGO



BRUSHED NICKEL  
BNI



CHROME  
CHR



SHADOW BLACK  
SBK

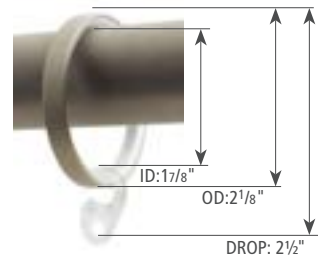


VINTAGE COPPER  
VCO



# FIFTH AVENUE

POLE DIAMETER: 1 1/4"




METAL RING DX131  
1/4" Thickness




Grommets are a ring alternative.  
View selection on page 63.



METAL WALL/CEILING BRACKET DX141  
Bracket projection may be reduced from 5 1/4" max to 2 5/8" min  
Custom Bracket Cut DB900



METAL DOUBLE BRACKET DX142  
Bracket projection may be reduced from 4 1/4" max to 2 1/2" min  
Custom Bracket Cut DB900



METAL RETURN BRACKET DX143\*  
Splice Connector DTX52 required.



INSIDE MOUNT DPA1200



METAL ADJUSTABLE ELBOW DX180

\* Not available in BGO finish



40" METAL BATON DX160



36" CLEAR ACRYLIC BATON DPA9036/ACR  
48" CLEAR ACRYLIC BATON DPA9048/ACR












● Necessary item to create pleated draperies ● Necessary item to create ripplefold draperies



**URBAN FINIAL DPA1401**  
2" L x 2 1/2" H x 1 1/4" D  
Fits Traverse Pole



**COSMOPOLITAN FINIAL DPA1402**  
2 1/4" L x 2 1/4" H x 1 1/4" D  
Fits Traverse Pole



**CARNEGIE FINIAL DPA1404**  
3 1/2" L x 2 1/2" H x 1 1/4" D  
Fits Traverse Pole



**EMPIRE FINIAL DPA1405**  
2 1/4" L x 1 1/4" H x 1 1/4" D  
Fits Traverse Pole



**CRYSTAL FINIAL DPA1406**  
2 5/8" L x 2 3/4" H x 1 1/4" D  
Fits Traverse Pole



**ENDCAP DPA1400**  
1 1/2" L x 1 1/4" H  
Fits Traverse Pole

**i**

- A modern traverse system to maneuver pleated and ripplefold drapery styles.
- Choose from decorative poles or CS tracks in traverse or corded draw options. Corded system is preassembled. Please allow for longer lead times.
- Aluminum poles and tracks intended to support all fabric types.
- Ball-bearing glides and ripplefold carriers provide ultra smooth traverse action. Glides and carriers bypass brackets for a long continuous draw.
- One-way or center draw capability. For center draw treatments use an overlap or underlap master carrier to alleviate a gap between the panels to prevent light from coming through.
- Order an even number of glides to ensure the drape returns into the wall.
- Four glides estimated per foot of pole.
- One bracket recommended every 2 1/2 feet.
- To splice two traverse poles position a bracket on each side of the splice for ample support. Use Splice Cover DPA7100 to conceal undesirable seam.

Hardware under 10 feet ship via FedEx or UPS. Orders over 10 feet ship via common carrier.

### POLES & CS TRACKS CAN BE BATON DRAWN OR CORD DRAWN



- METAL TRAVERSE POLE DPA7004  
4' Length 1 1/4" Diameter
- METAL TRAVERSE POLE DPA7008  
8' Length 1 1/4" Diameter
- METAL TRAVERSE POLE DPA7012  
12' Length 1 1/4" Diameter
- METAL TRAVERSE POLE DPA7016  
16' Length 1 1/4" Diameter
- SPLICE CONNECTOR (Internal) DPA7000  
SPLICE COVER (External) DPA7100



- METAL CS TRACK DPA1604  
4' Length 3/4" Square
- METAL CS TRACK DPA1608  
8' Length 3/4" Square
- METAL CS TRACK DPA1612  
12' Length 3/4" Square
- METAL CS TRACK DPA1616  
16' Length 3/4" Square
- CS TRACK ENDCAP (Black) DPA2345/BK  
CS TRACK ENDCAP (White) DPA2345/WH



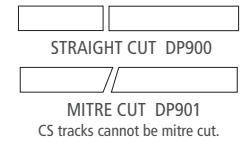
**CORD DRAWN OPTION**  
To order, select traverse pole or CS track item #, then add corded item # below.  
Poles are preassembled for:  
Pleated drapes (one-way draw) DIN901KIT  
Pleated drapes (center draw) DIN902KIT  
Ripplefold drapes (one-way draw) DIN903KIT  
Ripplefold drapes (center draw) DIN904KIT  
Standard cord drop length is 96." Custom lengths available. Please specify cord length and side of cord drop when ordering.

Please specify the following when ordering a corded system:

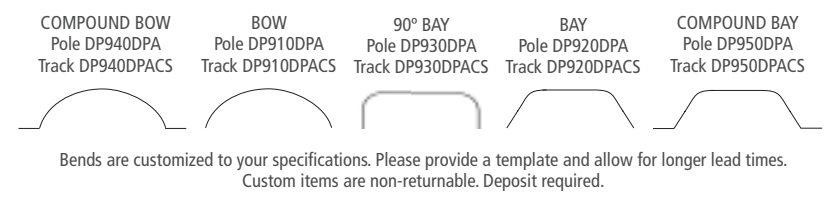
- Finished pole length
- Cord Location: left or right
- Draw Direction: center, left or right
- Carrier Type: for pleated or ripplefold drapes
- Cord Drop Length (standard 96." Custom lengths are available). Note: All cord-drawn systems include a tension pulley.

### POLE CUT OPTIONS


Pole lengths are cut to order.



### CUSTOM BENDING OPTIONS



### TRAVERSE POLE FINISHES



### CS TRACK FINISHES











\*Finish may vary within collection.



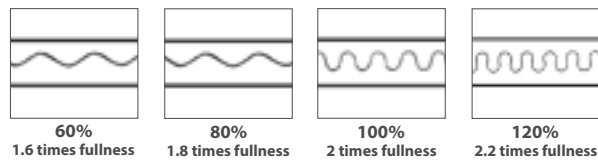


● Necessary item to create pleated draperies ● Necessary item to create ripplefold draperies



 BALL BEARING GLIDE (Black) DPA2250/BK BALL BEARING GLIDE (Gray) DPA2250/GR BALL BEARING GLIDE (White) DPA2250/WH	 ENDSTOP (Black) DPA7540/BK ENDSTOP (White) DPA7540/WH	 OVERLAP MASTER CARRIER (Black) DPA2013/BK OVERLAP MASTER CARRIER (White) DPA2013/WH	 UNDERLAP MASTER CARRIER (Black) DPA2014/BK UNDERLAP MASTER CARRIER (White) DPA2014/WH
 RIPPLEFOLD OVERLAP MASTER CARRIER (White) DPA2035/WH Use with Stiffener DPA2146/WH	 RIPPLEFOLD UNDERLAP MASTER CARRIER (White) DPA2036/WH Use with Stiffener DPA2146/WH	 LEFT RIPPLEFOLD BUTT-MASTER CARRIER (White) DPA2046/WH	 RIGHT RIPPLEFOLD BUTT-MASTER CARRIER (White) DPA2045/WH

### RIPPLEFOLD FULLNESS OPTIONS


Ripplefold snap carriers dictate the shape and spacing of your drapery folds. Snap carriers are double sided making them ideal for sheers and room dividers.

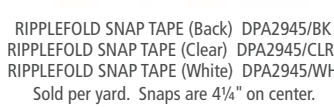


60% 1.6 times fullness    80% 1.8 times fullness    100% 2 times fullness    120% 2.2 times fullness


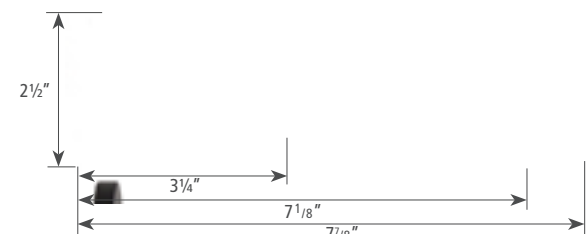

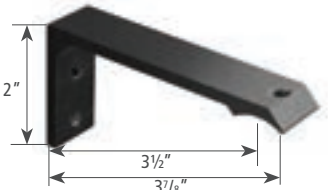





 RIPPLEFOLD SNAP CARRIERS (Black) 2 5/8" on center for 60% fullness DPA2806/BK 2 3/8" on center for 80% fullness DPA2808/BK 2 1/8" on center for 100% fullness DPA2810/BK 1 7/8" on center for 120% fullness DPA2812/BK	 RIPPLEFOLD SNAP CARRIERS (White) 2 5/8" on center for 60% fullness DPA2806/WH 2 3/8" on center for 80% fullness DPA2808/WH 2 1/8" on center for 100% fullness DPA2810/WH 1 7/8" on center for 120% fullness DPA2812/WH
---	---

●   
RIPPLEFOLD ENDSTOP (Black) DPA7545/BK  
RIPPLEFOLD ENDSTOP (White) DPA7545/WH

●   
RIPPLEFOLD SNAP TAPE (Black) DPA2945/BK  
RIPPLEFOLD SNAP TAPE (Clear) DPA2945/CLR  
RIPPLEFOLD SNAP TAPE (White) DPA2945/WH  
Sold per yard. Snaps are 4 1/4" on center.

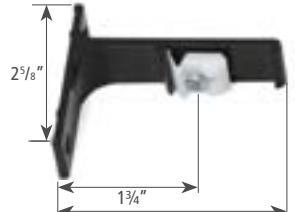

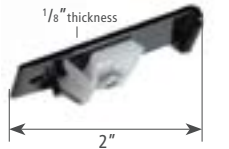
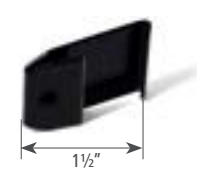
●   
RIPPLEFOLD SNAP TAPE (Black) DPA2946/BK  
RIPPLEFOLD SNAP TAPE (Clear) DPA2946/CLR  
RIPPLEFOLD SNAP TAPE (White) DPA2946/WH  
Sold per 100 yard roll. Snaps are 4 1/4" on center.

### BRACKETS FOR TRAVERSE POLES

 METAL SINGLE BRACKET DPA7310 Fits Traverse Pole	 METAL DOUBLE BRACKET DPA7311 Fits Traverse Poles	 METAL CEILING BRACKET DPA7215 Fits Traverse Pole
 METAL SINGLE BRACKET DPA7300*	 METAL DOUBLE BRACKET DPA7400*	 METAL CEILING BRACKET DPA7250* Use with finials DPA1405 or DPA1400 only.
 METAL ADJUSTABLE SINGLE BRACKET DPA7350*	 METAL ADJUSTABLE DOUBLE BRACKET DPA7450*	 METAL ADJUSTABLE DOUBLE BRACKET DPA7460* Fits Traverse Pole in front and CS Track in back

\* Not available in Steel finish

### BRACKETS FOR CS TRACKS

 METAL SINGLE BRACKET (Black) DPA4300/BK METAL SINGLE BRACKET (White) DPA4300/WH	 METAL ADJUSTABLE BRACKET (Black) DPA4740/BK METAL ADJUSTABLE BRACKET (White) DPA4740/WH	 CEILING BRACKET (Black) DPA3010/BK CEILING BRACKET (White) DPA3010/WH	 CEILING SPLICE BRACKET (Black) DPA2410/BK CEILING SPLICE BRACKET (White) DPA2410/WH
---	---	---	---












● Necessary item to create pleated draperies ● Necessary item to create ripplefold draperies



CONNAUGHT FINIAL DAF210  
3 3/4" L x 2 7/8" H x 1 1/2" D



BAILLIE FINIAL DAF211  
3 3/4" L x 2 5/8" H x 1 1/2" D



DUNBAR FINIAL DAF212  
2 3/4" L x 2" H x 1 1/2" D



TRAFALGAR FINIAL DAF213  
3" L x 3 3/4" H x 1 1/2" D  
Plug DAF252 required to attach finial to pole.



GLASS GLOBE FINIAL DAF214  
3 3/4" L x 2 5/8" H x 1 1/2" D



CRYSTAL FINIAL DAF215  
3 3/4" L x 2 7/8" H x 1 1/2" D



ENDCAP DAF216  
1" L x 1 1/16" H x 1 1/2" D

### POLES CAN BE BATON DRAWN, CORD DRAWN OR MOTORIZED



- BATON DRAWN POLE DAF220  
4' Length
- BATON DRAWN POLE DAF221  
8' Length
- BATON DRAWN POLE DAF222  
12' Length
- BATON DRAWN POLE DAF223  
16' Length

SPLICE CONNECTOR (Internal) DPA7000  
SPLICE COVER (External) DAF251



#### CORD DRAWN OPTION

To order, select traverse pole item #, then add corded item # below.

Poles are preassembled for:  
Pleated drapes (one-way draw) DIN901KIT  
Pleated drapes (center draw) DIN902KIT  
Ripplefold drapes (one-way draw) DIN903KIT  
Ripplefold drapes (center draw) DIN904KIT

Standard cord drop length is 96." Custom lengths available. Please specify cord length and side of cord drop when ordering.



#### MOTRZ

● Motorization systems come pre-assembled with a pole, Brimar's MOTRZ motor, endstops, 6-channel remote and powercord. Additional parts and fees apply to integrate with home automation systems.

- MOTORIZED SYSTEM DAFM08  
8' Length
- MOTORIZED SYSTEM DAFM12  
12' Length
- MOTORIZED SYSTEM DAFM16  
16' Length

Please specify the following when ordering:

#### BATON OR CORDED SYSTEM

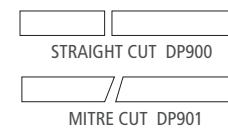
- Finished pole length
- Cord Location: left or right
- Draw Direction: center, left or right
- Carrier Type: for pleated or ripplefold drapes
- Cord Drop Length (standard 96." Custom lengths available). Note: All cord-drawn systems include a tension pulley.

#### MOTORIZED SYSTEM

- Finished pole length
- Motor Location: left or right
- Draw Direction: center, left or right
- Carrier Type: for pleated or ripplefold draperies Note: Heavy fabric weight may require a heavy-duty motor or a tandem motor system. Brimar's standard motor is capable of handling up to 133 lbs.

#### POLE CUT OPTIONS

Pole lengths are cut to order.



STRAIGHT CUT DP900

MITRE CUT DP901

#### CUSTOM BENDING OPTIONS




Bends are customized to your specifications. Please provide a template and allow for longer lead times. Custom items are non-returnable. Deposit required.

Complimentary finish samples available upon request.



BLACK WALNUT  
BWL




CREAM  
CRM



GUN METAL  
GMT



SHADOW BLACK  
SBK



STEEL  
STL\*



VINTAGE COPPER  
VCO

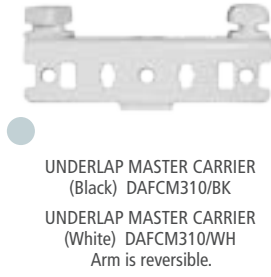

\*Finish may vary within collection.



# AFFINITY



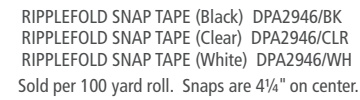
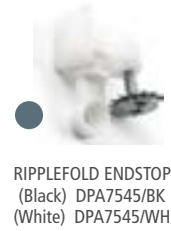
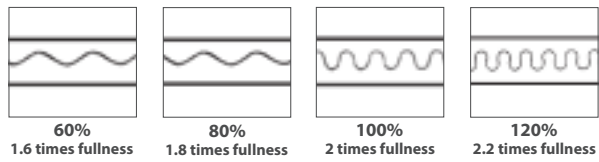
POLE DIAMETER: 1 1/2"

● Necessary item to create pleated draperies ● Necessary item to create ripplefold draperies



## RIPPLEFOLD FULLNESS OPTIONS

Ripplefold snap carriers dictate the shape and spacing of your drapery folds. Snap carriers are double sided making them ideal for sheers and room dividers.




- A sophisticated collection featuring clean lines and versatile draw options.
- Aluminum pole intended for all fabric types.
- Glides/carriers bypass brackets for a long continuous draw. One-way or center draw capability.
- Four drapery glides recommended per foot of pole.
- To splice two poles utilize a bracket to provide necessary center support. Bracket conceals undesirable seam.
- One bracket recommended every 2 1/2 feet.
- For corded option, poles are pre-corded with glides and master carriers for easy installation. Please specify cord length and side of cord drop.
- For motorization option, motors are capable of handling up to 133 lbs. Heavy fabric weights and longer system width may require a heavy-duty motor or a tandem motor system.
- Expect longer lead time for cord drawn and motorized systems.

Hardware orders under 10 feet long ship via FedEx or UPS.



Affinity Collection





**DARK BEECHWOOD FINIAL DMX01/BWD**  
4 1/4" L x 1 3/4" H x 3/8" Depth



**SHIMMERY PEARL FINIAL DMX02/IVR**  
4 1/4" L x 1 3/4" H x 3/8" Depth



**STAINLESS STEEL FINIAL DMX03/STL**  
4 1/4" L x 1 3/4" H x 3/8" Depth



**CLEAR ACRYLIC FINIAL DMX04/ACR**  
4 1/4" L x 1 3/4" H x 3/8" Depth



**TORTOISE SHELL FINIAL DMX05/TOR\***  
4 1/4" L x 1 3/4" H x 3/8" Depth



**KNOTTED WOOD FINIAL DMX06/TTW\***  
4 1/4" L x 1 3/4" H x 3/8" Depth



**MOON FINIAL DMX08/MON\***  
4 1/4" L x 1 3/4" H x 3/8" Depth



**CLEAR ACRYLIC WRAPPED FINIAL DMX09/WRP**  
4 3/8" L x 1 3/4" H x 3/8" Depth



**STAINLESS STEEL ENDCAP DMX10/STL**  
1 3/16" L x 1 3/4" H x 3/8" Depth

\*Finial pattern may vary.



**STEEL POLE DMX20/SNI**  
4' Length 1 1/2" Height x 3/8" Depth  
**STEEL POLE DMX21/SNI**  
8' Length 1 1/2" Height x 3/8" Depth  
**STEEL POLE DMX22/SNI**  
196.85" Length 1 1/2" Height x 3/8" Depth  
**SPLICE COVER (External) DMX24/STL**  
1 1/2" Width



**METAL SECONDARY RAIL DMX25/SNI**  
4' Length 9/16" Height x 7/16" Depth  
**METAL SECONDARY RAIL DMX26/SNI**  
8' Length 9/16" Height x 7/16" Depth  
**METAL SECONDARY RAIL DMX27/SNI**  
16' Length 9/16" Height x 7/16" Depth  
Secondary rail suspends 1/2" beneath front pole.



**STEEL C-RING DMX30/STL**  
1/8" Thickness  
Fits Steel Pole

**POLE CUT OPTIONS**  
Pole lengths are cut to order.

STRAIGHT CUT DP900

MITRE CUT DP901



**SPLICE KIT DMX43/STL**  
For use with double rod system.



### CUSTOM BENDING OPTIONS



Bends are customized to your specifications. Please provide a template and allow for longer lead times. Custom items are non-returnable. Deposit required.

- Cutting-edge hardware featuring a modern slim profile.
  - Hand drawn system. Baton recommended.
  - C-rings bypass brackets for a continuous one-way draw.
  - Aluminum pole intended for all fabric types.
  - To splice two poles utilize a bracket to provide necessary center support. Splice cover conceals undesirable seam.
  - One bracket recommended every 2 1/2 feet.
  - Four drapery rings estimated per foot of pole.
- Hardware orders under 10 feet long ship via FedEx or UPS. Orders over 10 feet long ship via common carrier.



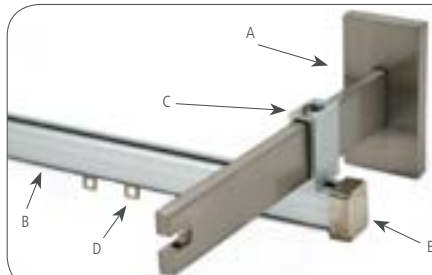
# MANHATTAN

POLE: 1 1/2"H x 3/8"D

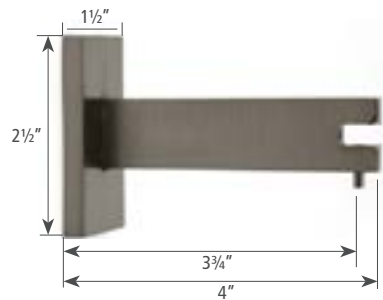


Durable double bracket system supports multi-panel window treatments.

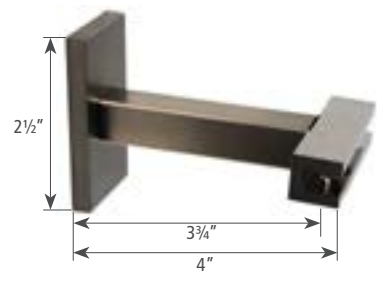
## DOUBLE BRACKET SYSTEM COMPONENTS




- A. STEEL DOUBLE BRACKET DMX41/STL
- B. 4' SECONDARY RAIL DMX25/SNI  
8' SECONDARY RAIL DMX26/SNI  
16' SECONDARY RAIL DMX27/SNI
- C. RAIL ADAPTER (attaches rail to double bracket) DMX50/SNI
- D. METAL RAIL RUNNER DMX35/STL
- E. METAL ENDCAP (attaches to secondary rail) DMX51/STL




STEEL SINGLE BRACKET DMX40/STL  
Fits Steel Pole



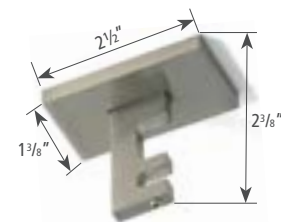
STEEL SINGLE CENTER SPLICE BRACKET DMX42/STL  
Use to splice two steel poles.



STEEL DOUBLE BRACKET DMX41/STL  
Fits Steel Pole



STEEL RETURN BRACKET (Right) DMX45/STL  
STEEL RETURN BRACKET (Left) DMX46/STL



STEEL CEILING BRACKET DMX44/STL



40" STEEL BATON DTX50/STL  
41" - 77" CUSTOM STEEL BATON DTX53/STL




36" CLEAR ACRYLIC BATON DPA9036/ACR  
48" CLEAR ACRYLIC BATON DPA9048/ACR





# PLATFORMS


POLE: 1 7/8" H x 3/4" D



METAL NARROW ENDCAP DPL01/STL  
9/16" L x 2 1/8" H x 1 5/16" D



METAL WIDE ENDCAP DPL02/STL  
1 3/16" L x 2 1/8" H x 1 5/16" D



TRAVERSE POLE DPL20  
4' Length 1 7/8" x 3/4"  
TRAVERSE POLE DPL21  
8' Length 1 7/8" x 3/4"

SPLICE COVER (External) DPL24/STL  
1 9/16" Width



METAL SECONDARY RAIL DMX25/SNI  
4' Length 7/16" x 9/16"  
METAL SECONDARY RAIL DMX26/SNI  
8' Length 7/16" x 9/16"




CONNECTS TWO  
SECONDARY RAILS

SPLICE KIT DMX47/STL  
For use with double rod system.


POLE CUT OPTION  
Pole lengths are cut to order.  
STRAIGHT CUT DP900



The Platforms pole retrofits to our Somfy Glydea™ motorized track as a decorative fascia. Learn more about Glydea™ on page 67. Additional parts and fees apply to integrate with home automation systems.



METAL C-RING DPL30/STL  
1/8" Thickness



TRAVERSE GLIDE DPL35/WH  
DROP: 2 3/8"



METAL SECONDARY RAIL RUNNER DMX35/STL  
Secondary rail suspends 1/2" beneath front pole.

- A minimalist collection featuring rectangular poles with a finial-free design. Each pole possesses creative individuality.
  - Choose from ring drawn or traverse options.
  - One-way or center draw capability.
  - Maximum pole length is 8 feet for one-way draw treatments. Splicing poles is not recommended.
  - Glides or carriers bypass brackets for a continuous draw.
  - Glide traverse option works best in 8 foot lengths or shorter. Works well for center draw applications over 8 feet.
  - Collection designed to support pleated drapery styles.
  - Wood pole intended for medium weight fabrics.
  - One bracket recommended every 2 1/2 feet.
  - Four drapery rings estimated per foot of pole.
- Hardware orders under 10 feet long ship via FedEx or UPS.

\*Pattern may vary.

Complimentary finish samples available upon request.



BEIGE BROWN\*  
BEB  
Textured Wood



BLACK  
LBK  
Faux Leather




GREY  
LGR  
Faux Leather



LIMED OAK  
LOK  
Textured Wood



NATURAL LINEN  
NLN  
Linen Fabric



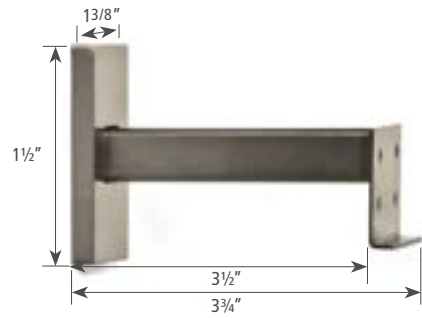
DARK BROWN  
TBK  
Textured Wood



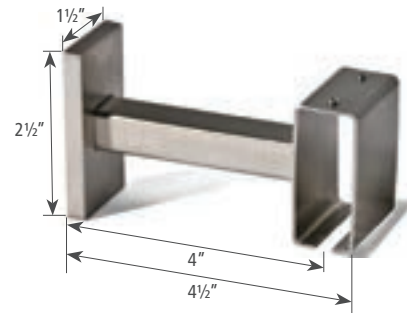
# PLATFORMS

POLE: 1 7/8" H x 3/4" D

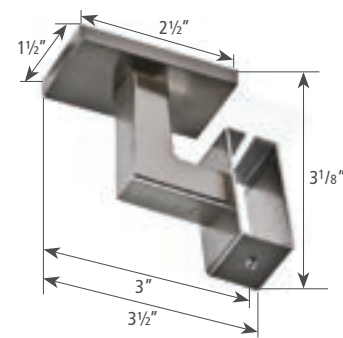
## SINGLE BRACKET SYSTEM COMPONENTS




**METAL INVISIBLE SINGLE BRACKET DPL44/STL**  
Bracket affixes to pole via four screw holes.




**METAL SINGLE BRACKET DPL40/STL**  
Can be used to splice two traverse poles.



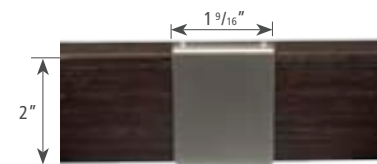
**METAL CEILING BRACKET DPL42/STL**



**METAL RETURN BRACKET (Right) DPL45/STL**  
**METAL RETURN BRACKET (Left) DPL46/STL**

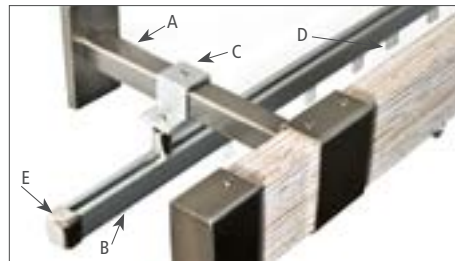


**METAL INSIDE MOUNT DPL43/STL**

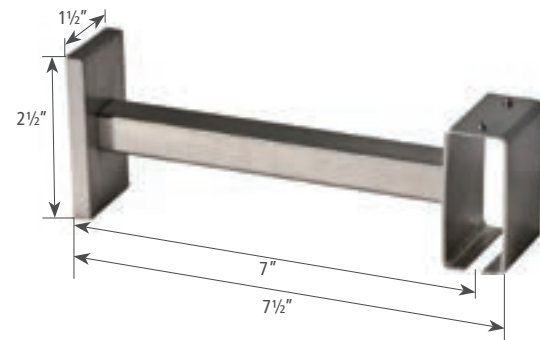


**METAL SPLICE COVER DPL24/STL**

## DOUBLE BRACKET SYSTEM COMPONENTS



- A. METAL DOUBLE BRACKET DPL41/STL
- B. 4" SECONDARY RAIL DMX25/SNI  
8" SECONDARY RAIL DMX26/SNI  
16" SECONDARY RAIL DMX27/SNI
- C. RAIL ADAPTER DPL50/STL  
Attaches rail to double bracket
- D. METAL RAIL RUNNER DMX35/STL
- E. METAL ENDCAP DMX51/STL  
Attaches to secondary rail



**METAL DOUBLE BRACKET DPL41/STL**




**40" STEEL BATON DTX50/STL**  
**41" - 77" CUSTOM STEEL BATON DTX53/STL**



**36" CLEAR ACRYLIC BATON DPA9036/ACR**  
**48" CLEAR ACRYLIC BATON DPA9048/ACR**







IRON BALL FINIAL DCH01/FGI  
2 3/4" L x 2" H x 1" D



IRON TWIST FINIAL DCH02/FGI  
6 1/8" L x 1 3/4" H x 1" D



CROPPED OVAL WOOD FINIAL DCH06/TTW  
3 1/4" L x 2" H x 1" D



WOOD PYRAMID FINIAL DCH08/TWI  
2 3/4" L x 2" H x 1" D




LEATHER CYLINDER FINIAL DCH05/LTW  
4 1/8" L x 1" H x 1" D




TURNED WOOD FINIAL DCH07/TWI  
4 1/2" L x 2 1/2" H x 1" D



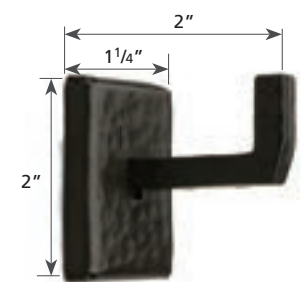
IRON ENDCAP DCH09/FGI  
1" L x 1" H x 1" D



IRON ROSETTE DCH50/FGI



WOOD ROSETTE DCH51/TTW



FORGED IRON TIEBACK HOOK DCH52/FGI



FORGED IRON POLE DCH20/FGI  
4' Length 3/4" Diameter  
FORGED IRON POLE DCH21/FGI  
8' Length 3/4" Diameter

SPLICE CONNECTOR (Internal) DCH62



TEXTURED WOOD POLE DCH22/TWD  
4' Length 3/4" Diameter  
TEXTURED WOOD POLE DCH23/TWD  
8' Length 3/4" Diameter

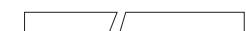
SPLICE CONNECTOR (External) DCH61



POLE CUT OPTIONS  
Pole lengths are cut to order.



STRAIGHT CUT DP900



MITRE CUT DP901

CUSTOM BENDING OPTIONS  
Applies to iron poles only.



Bends are customized to your specifications. Please provide a template and allow for longer lead times. Custom items are non-returnable. Deposit required.




- A rustic collection suited for interiors ranging from metro to mountainside. Mix and match forged iron and wood materials for a layered look.
- Hand drawn system. Baton recommended.
- Iron pole intended for all fabric types.
- Wood pole intended for light fabrics and stationary panels.
- To splice two poles utilize a bracket to provide necessary center support. Bracket conceals undesirable seam.
- One bracket recommended every 2 1/2 feet.
- Four drapery rings recommended per foot of pole.

Hardware orders under 10 feet long ship via FedEx or UPS.




# CHALET

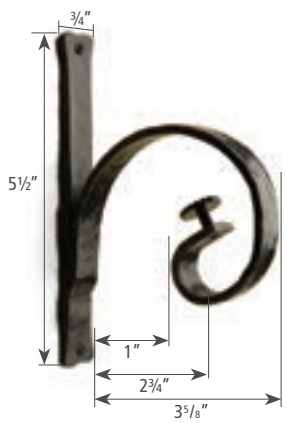
POLE DIAMETER: 3/4"



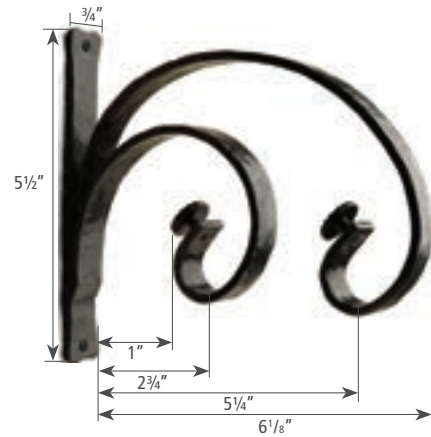
TEXTURED WOOD RING DCH30/TWD  
1/4" Thickness



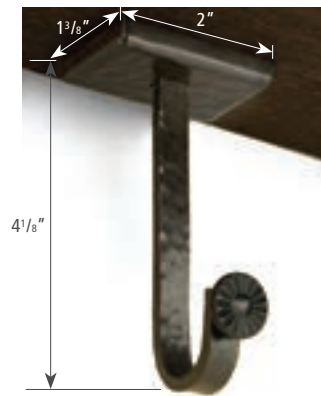
FORGED IRON HOOK RING DCH31/FGI  
1/4" Thickness




FORGED IRON SINGLE BRACKET DCH40/FGI



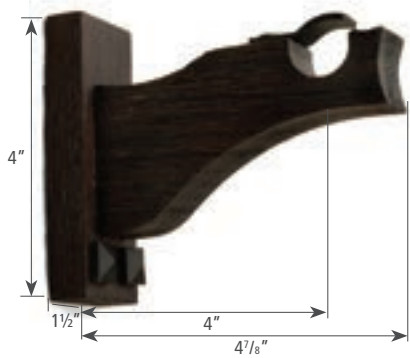
FORGED IRON DOUBLE BRACKET DCH41/FGI



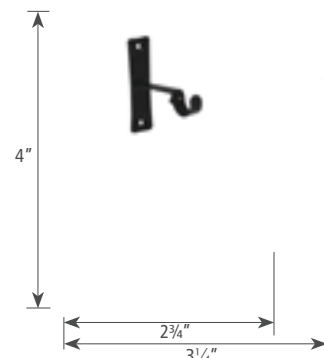
FORGED IRON CEILING BRACKET DCH44/FGI



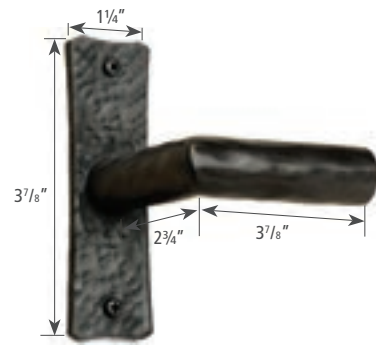
INSIDE MOUNT DCH45/FGI



TEXTURED WOOD SINGLE BRACKET DCH42/TWD



FORGED IRON STANDARD BRACKET DCH46/FGI



FORGED IRON RETURN BRACKET DCH43/FGI  
Fits iron Chalet pole only.




40" FORGED IRON BATON WITH LEATHER HANDLE DCH60/LTW



36" CLEAR ACRYLIC BATON DPA9036/ACR  
48" CLEAR ACRYLIC BATON DPA9048/ACR







BALL FINIAL DCC01  
3 1/2" L x 2 3/4" H x 2" D



SPHERE FINIAL DCC02  
3 1/2" L x 2" H x 2" D



LLOYD FINIAL DCC03  
4" L x 2 1/2" H x 2" D



ENDCAP DCC04  
3/4" L x 2 1/4" H x 2" D



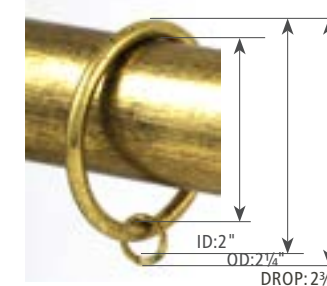
METAL POLE DCC20  
4' Length 1 1/2" Diameter  
METAL POLE DCC22  
8' Length 1 1/2" Diameter  
SPLICE CONNECTOR (Internal) DA912

POLE CUT OPTIONS  
Pole lengths are cut to order.


STRAIGHT CUT DP900

MITRE CUT DP901

- i**
- A transitional collection of geometric shapes in antique finishes.
  - Hand drawn system. Baton recommended.
  - No two pieces are alike. Finish variations are to be expected and appreciated.
  - Steel pole intended for all fabric types.
  - To splice two poles utilize a bracket to provide necessary center support. Bracket conceals undesirable seam.
  - One bracket recommended every 2 1/2 feet.
  - Four drapery rings estimated per foot of pole.
- Hardware orders under 10 feet long ship via FedEx or UPS.



METAL RING DCC30  
1/8" Thickness



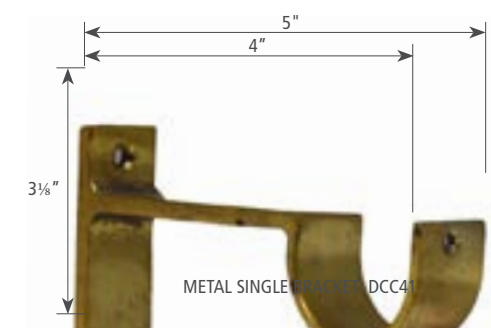
TIEBACK DCC50  
3 1/2" Post



36" CLEAR ACRYLIC BATON DPA9036/ACR  
48" CLEAR ACRYLIC BATON DPA9048/ACR



METAL ADJUSTABLE WALL/CEILING BRACKET DCC40  
Bracket projection may be reduced from 5 1/2" max to 4" min.  
Custom bracket cut DB900




METAL SINGLE BRACKET DCC41

Complimentary finish samples available upon request.




ANTIQUE GOLD  
EGO



ANTIQUE OIL BLACK  
AOB



3" poles & accessories available online.



**CASTLEWOOD FINIAL**  
4 1/2" L x 3" H x 2" D Fits 1 1/2" Pole DF320  
8 1/4" L x 5" H x 3" D Fits 2" Pole DF370



**KAUAI FINIAL DF321**  
6 1/4" L x 3 1/2" H x 2" D  
Fits 1 1/2" Pole



**KAHANA FINIAL DF322**  
5 1/4" L x 3" H x 2" D  
Fits 1 1/2" Pole



**ARCADIA FINIAL**  
5" L x 3" H x 2 1/4" D Fits 1 1/2" Pole DF323  
6" L x 4" H x 3 3/8" D Fits 2" Pole DF350



**OAK PARK FINIAL DF324**  
4 1/4" L x 4 1/2" H x 2 1/2" D  
Fits 1 1/2" Pole



**PARK ROYALE FINIAL**  
5 1/2" L x 4 1/2" H x 2 1/4" D Fits 1 1/2" Pole DF325  
8 1/4" L x 5" H x 3" D Fits 2" Pole DF371



**NOBLETON FINIAL**  
5 1/4" L x 4 1/4" H x 2 1/4" D Fits 1 1/2" Pole DF326  
7 1/2" L x 5 1/2" H x 3 1/2" D Fits 2" Pole DF372



**KESWICK FINIAL**  
5" L x 4 1/2" H x 2 1/4" D Fits 1 1/2" Pole DF327  
5 1/2" L x 4 1/2" H x 3 1/2" D Fits 2" Pole DF352



**DEVONSHIRE FINIAL DF351**  
5" L x 3 7/8" H x 2 1/2" D  
Fits 2" Pole



**GOTHIC ARCHES FINIAL DF357**  
5 3/8" L x 3 3/4" H x 2 3/4" D  
Fits 2" Pole



**WOOD ENDCAP DA501**  
Fits 2" Pole



**METAL ENDCAP DA162**  
Fits 1 1/2" Pole



**METAL RING DR102**  
1/4" Thickness  
Fits 1 1/2" Pole



**FLUTED WOOD RING DR501**  
1/2" Thickness  
Fits 2" Pole



- A traditional collection offering diverse styles, finishes and sizes.
  - Choose from ring drawn or traverse options.
  - Ball-bearing glides provide smooth traversing action (see page 47).
  - Glides and master carriers bypass brackets for a long continuous draw.
  - One-way or center draw capability.
  - For corded option, poles are pre-corded with glides and master carriers for installation ease.
  - Cast iron poles intended for all fabric types.
  - To splice two poles utilize a bracket to provide necessary center support. Bracket conceals undesirable seam.
  - One bracket recommended every 2 1/2 feet.
  - Four drapery rings estimated per foot of pole.
- Hardware orders under 10 feet long ship via FedEx or UPS.

Complimentary finish samples available upon request.




**ANTIQUÉ WHITE GOLD**  
AWG




**BURNISHED SILVER**  
BSI




**GOLD PATINA**  
GOP



**GREY STONE**  
GST



**HAZELNUT**  
HAZ




**RUSSET**  
RUS



# SIGNATURE

POLE DIAMETER: 1 1/2", 2", 3"



SMOOTH METAL POLE DP140  
4' Length 1 1/2" Diameter

SMOOTH METAL POLE DP141  
8' Length 1 1/2" Diameter

SMOOTH METAL POLE DP142  
10' Length 1 1/2" Diameter

1" and 2" poles available online only.

SPLICE CONNECTOR (Internal) DA912

SMOOTH WOOD POLE DP520  
4' Length 2" Diameter

SMOOTH WOOD POLE DP521  
8' Length 2" Diameter

SMOOTH WOOD POLE DP522  
118" Length 2" Diameter

3" poles available online only.

SPLICE SCREW DA920

REEDED WOOD POLE DP530  
4' Length 2" Diameter

REEDED WOOD POLE DP531  
8' Length 2" Diameter

REEDED WOOD POLE DP532  
118" Length 2" Diameter

1-3/8" and 3" poles available online only.

SPLICE SCREW DA920

ROPED WOOD POLE DP540  
4' Length 2" Diameter

ROPED WOOD POLE DP541  
8' Length 2" Diameter

ROPED WOOD POLE DP542  
118" Length 2" Diameter

3" poles available online only.

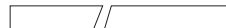
SPLICE SCREW DA920

## POLE CUT OPTIONS

Pole lengths are cut to order.



STRAIGHT CUT DP900



MITRE CUT DP901

## FASCIA CUT OPTION

2" poles can be horizontally cut to cover our Somfy motorized track. DP903

## MOTORIZATION OPTION



Signature wood poles in 2" diameters retrofit to our Somfy Glydea™ motorized track as a decorative fascia. Glydea™ details on page 67. Additional parts and fees apply to integrate with home automation systems.



40" METAL BATON DA150  
41" - 96" CUSTOM METAL BATON DA151



36" CLEAR ACRYLIC BATON DPA9036/ACR  
48" CLEAR ACRYLIC BATON DPA9048/ACR



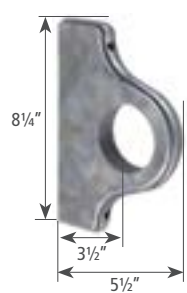
METAL SINGLE BRACKET DB102  
Fits 1 1/2" Pole  
View heavy-duty metal brackets online.



WOOD SINGLE BRACKET DB510  
Fits 2" Pole  
View heavy-duty metal brackets online.



WOOD SINGLE BRACKET DB511  
Fits 2" Pole



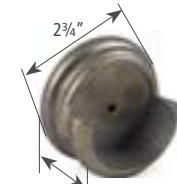
CEILING BRACKET DB541  
Fits 2" Pole



ADJUSTABLE ELBOW DA181  
Fits 1 1/2" Pole



METAL INSIDE MOUNT DB122  
Fits 1 1/2" Metal Pole



WOOD INSIDE MOUNT DB531  
Fits 2" Wood Pole



CAPRI ROSETTE DA320\*  
2" Diameter



TORONADO ROSETTE DA321\*  
2" Diameter



TUSCANY ROSETTE DA322\*  
2" Diameter DA322\*  
4" Diameter DA302



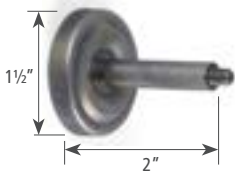
FLORENCE ROSETTE DA323\*  
2" Diameter DA323\*  
3" Diameter DA303



CAPRI ROSETTE DA300  
3 1/2" Diameter



TORONADO ROSETTE DA301  
4" Diameter



METAL TIEBACK POST DA111



METAL TIEBACK POST DA110

\* Two-inch rosettes require Post Adapter DA113

# SIGNATURE TRAVERSE

POLE DIAMETER: 1 1/2"



Finial options for traverse poles shown on page 45. See finials that fit 1 1/2" poles.



METAL TRAVERSE POLE DP240  
4' Length 1 1/2" Diameter

METAL TRAVERSE POLE DP241  
8' Length 1 1/2" Diameter

METAL TRAVERSE POLE DP242  
10' Length 1 1/2" Diameter

Each pole comes with two plugs. Extra plugs sold separately. DA901

SPLICE CONNECTOR (Internal) DA915

POLE CUT OPTION  
Pole lengths are cut to order.



STRAIGHT CUT DP900

CUSTOM BEND OPTIONS  
Traverse poles cannot be custom bent.



CORD DRAWN OPTION

To order, select traverse pole item #, then add corded item # below.

Poles are preassembled for:  
Pleated drapes (one-way draw) DIN901KIT  
Pleated drapes (center draw) DIN902KIT

Standard cord drop length is 96." Custom lengths available. Please specify cord length and side of cord drop when ordering.

Please specify the following when ordering a corded system:

- Finished pole length
- Cord Location: left or right
- Draw Direction: center, left or right
- Carrier Type: for pleated or ripplefold drapes
- Cord Drop Length (standard 96." Custom lengths are available). Note: All cord-drawn systems include a tension pulley.



BALL-BEARING GLIDE (Black) DPA2250/BK  
BALL-BEARING GLIDE (Gray) DPA2250/GR  
BALL-BEARING GLIDE (White) DPA2250/WH  
Fits Traverse Pole




GLIDE ENDSTOP DG205/BK



METAL ENDCAP DA162



METAL INSIDE MOUNT DB122



METAL SINGLE BRACKET DB202

Master carriers are necessary to create pleated drapery styles.




OVERLAP MASTER CARRIER (Black) DPA2013/BK  
OVERLAP MASTER CARRIER (White) DPA2013/WH  
Fits Traverse Pole



UNDERLAP MASTER CARRIER (Black) DPA2014/BK  
UNDERLAP MASTER CARRIER (White) DPA2014/WH  
Fits Traverse Pole

Complimentary finish samples available upon request.




ANTIQUÉ WHITE GOLD  
AWG



BURNISHED SILVER  
BSI



GOLD PATINA  
GOP



GREY STONE  
GST



HAZELNUT  
HAZ



RUSSET  
RUS






# SIGNATURE METAL

POLE DIAMETER: 1/2", 1", 1 1/2"

1/2" poles & accessories available online.



**FLEUR DE LYS FINIAL DF130**  
8 1/2" L x 5" H x 1 1/2" D  
Fits 1" Pole



**KNIGHTSBRIDGE FINIAL DF131**  
7 1/4" L x 4 1/2" H x 1" D  
Fits 1" Pole



**HADDONFIELD FINIAL DF132**  
3 1/2" L x 2" H x 1 1/2" D  
Fits 1" Pole



**IRON GLOBE FINIAL DF133**  
3" L x 2 1/4" H x 1 1/2" D  
Fits 1" Pole



**FONTWELL FINIAL DF134**  
4" L x 2 5/8" H x 1 3/4" D  
Fits 1" Pole



**WARWICK FINIAL DF160**  
6 1/4" L x 4 3/4" H x 1 7/8" D  
Fits 1" & 1 1/2" Poles



**EXETER FINIAL DF161**  
5" L x 2 3/4" H x 1 7/8" D  
Fits 1" & 1 1/2" Poles



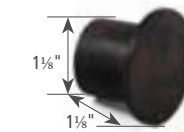
**PADSTOW FINIAL DF162**  
6 1/4" L x 4 1/8" H x 1 7/8" D  
Fits 1" & 1 1/2" Poles



**CANTERBURY FINIAL DF163**  
3 1/2" L x 2 3/4" H x 1 3/4" D  
Fits 1 1/2" Pole



**PINON FINIAL DF164**  
3 1/4" L x 2 1/4" H x 1 3/4" D  
Fits 1 1/2" Pole



**METAL ENDCAP DA161**  
Fits 1" Pole



**METAL ENDCAP DA162**  
Fits 1 1/2" Pole

Finials fit on metal holdback



**FONTWELL FINIAL DF103**




**IRON GLOBE FINIAL DF102**



**HADDONFIELD FINIAL DF101**



**KNIGHTSBRIDGE FINIAL DF100**



**METAL HOLDBACK DA100**  
Fits 1/2" Finials

- A timeless collection of classic styles and finishes.
  - Choose from ring drawn or traverse options.
  - Ball-bearing glides provide smooth traversing action. See page 51 for traverse option.
  - Glides and master carriers bypass brackets for a long continuous draw.
  - One-way or center draw capability.
  - For corded traverse pole option, poles are pre-corded with glides & master carriers for installation ease.
  - Cast iron poles intended for all fabric types.
  - To splice two poles utilize a bracket to provide necessary center support. Bracket conceals undesirable seam.
  - One bracket recommended every 2 1/2 feet.
  - Four drapery rings estimated per foot of pole.
- Hardware orders under 10 feet long ship via FedEx or UPS.

Complimentary finish samples available upon request.




**AGED COPPER**  
ACO




**BURNISHED SILVER**  
BSI




**GOLD PATINA**  
GOP



**GREY STONE**  
GST



**RAVEN**  
RAV



**RUSSET**  
RUS



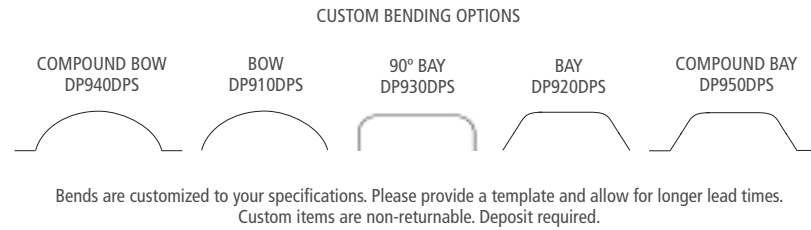
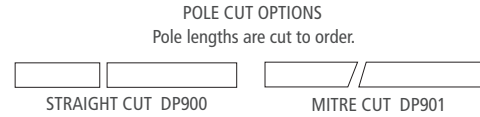
# SIGNATURE METAL

POLE DIAMETER: 1/2", 1", 1 1/2"



- SMOOTH METAL POLE DP120**  
4' Length 1" Diameter
- SMOOTH METAL POLE DP121**  
8' Length 1" Diameter
- SMOOTH METAL POLE DP122**  
10' Length 1" Diameter
- Pole also available in 1/2" diameter online.
- Each pole comes with two plugs. Extra plugs sold separately. DA900
- SMOOTH METAL POLE DP140**  
4' Length 1 1/2" Diameter
- SMOOTH METAL POLE DP141**  
8' Length 1 1/2" Diameter
- SMOOTH METAL POLE DP142**  
10' Length 1 1/2" Diameter
- Pole also available in 1/2" diameter online.
- Each pole comes with two plugs. Extra plugs sold separately. DA901

SPLICE CONNECTOR (Internal) DA911    SPLICE CONNECTOR (Internal) DA912



**METAL RING DR101**  
1/4" Thickness  
Fits 1" Pole



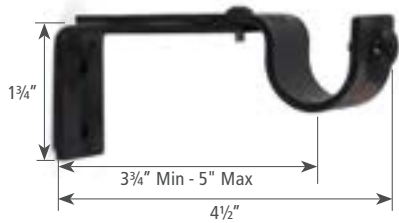
**METAL RING DR102**  
1/4" Thickness  
Fits 1 1/2" Pole



Grommets are a ring alternative for 1" diameter poles only. View selection on page 63.



**ADJUSTABLE ELBOW DA180**  
Fits 1" Pole  
**ADJUSTABLE ELBOW DA181**  
Fits 1 1/2" Pole



**METAL ADJUSTABLE SINGLE BRACKET DB101**  
Fits 1" Pole



**METAL ADJUSTABLE SINGLE BRACKET DB102**  
Fits 1 1/2" Pole



**INSIDE MOUNT DB121**  
Fits 1" Pole



**INSIDE MOUNT DB122**  
Fits 1 1/2" Pole



**HAMMERED ROSETTE DA132\***  
7/8" Diameter



**HAMMERED ROSETTE DA133\***  
1 1/2" Diameter



**SMOOTH ROSETTE DA134\***  
1 1/2" Diameter

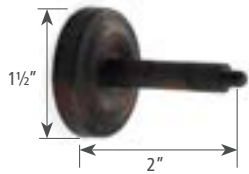


**FLORAL ROSETTE DA130\***  
2" Diameter



**FLORAL ROSETTE DA131\***  
2 1/2" Diameter

\*All rosettes require Post Adapter DA113



**METAL TIEBACK POST DA111**



**METAL TIEBACK POST DA110**



**40" METAL BATON DA150**  
**41" - 96" CUSTOM METAL BATON DA151**



**36" CLEAR ACRYLIC BATON DPA9036/ACR**  
**48" CLEAR ACRYLIC BATON DPA9048/ACR**

# SIGNATURE TRAVERSE

POLE DIAMETER: 1 1/2"

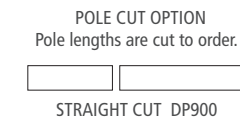


Finial options for traverse poles shown on page 49. See finials that fit 1 1/2" poles.



- METAL TRAVERSE POLE DP240**  
4' Length 1 1/2" Diameter
- METAL TRAVERSE POLE DP241**  
8' Length 1 1/2" Diameter
- METAL TRAVERSE POLE DP242**  
10' Length 1 1/2" Diameter
- Each pole comes with two plugs. Extra plugs sold separately. DA901

SPLICE CONNECTOR (Internal) DA915



**CUSTOM BEND OPTIONS**  
Traverse poles cannot be custom bent.



**CORD DRAWN OPTION**  
To order, select traverse pole item #, then add corded item # below.  
Poles are preassembled for:  
Pleated drapes (one-way draw) DIN901KIT  
Pleated drapes (center draw) DIN902KIT  
Standard cord drop length is 96." Custom lengths available. Please specify cord length and side of cord drop when ordering.

Please specify the following when ordering a corded system:


- Finished pole length
- Cord Location: left or right
- Draw Direction: center, left or right
- Carrier Type: for pleated or ripplefold drapes
- Cord Drop Length (standard 96." Custom lengths are available). Note: All cord-drawn systems include a tension pulley.




**BALL-BEARING GLIDE (Black) DPA2250/BK**  
**BALL-BEARING GLIDE (White) DPA2250/WH**  
**BALL-BEARING GLIDE (Gray) DPA2250/GR**  
Fits Traverse Pole



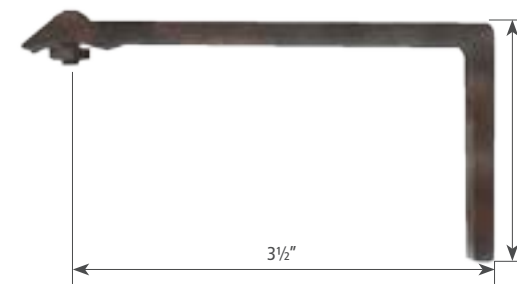
**GLIDE ENDSTOP DG205/BK**



**METAL ENDCAP DA162**



**INSIDE MOUNT DB122**



**METAL SINGLE BRACKET DB202**

Master carriers are necessary to create pleated drapery styles.




**OVERLAP MASTER CARRIER (Black) DPA2013/BK**  
**OVERLAP MASTER CARRIER (White) DPA2013/WH**  
Fits Traverse Pole



**UNDERLAP MASTER CARRIER (Black) DPA2014/BK**  
**UNDERLAP MASTER CARRIER (White) DPA2014/WH**  
Fits Traverse Pole

Complimentary finish samples available upon request.







COLONIAL FINIAL DNT01  
4 1/2" L x 2 1/4" H x 1 1/8" D

NEO FINIAL DNT02  
3 1/2" L x 2 1/2" H x 1 3/4" D

PROVINCIAL FINIAL DNT03  
4 1/2" L x 2 1/2" H x 2 1/8" D

JACOBEOAN FINIAL DNT04  
3 1/2" L x 2 7/8" H x 1 3/4" D

NOUVEAU FINIAL DNT05  
5" L x 2 1/8" H x 2" D



BIEDERMEIER ROSETTE DNT52  
2 5/8" Diameter x 7/8" Depth



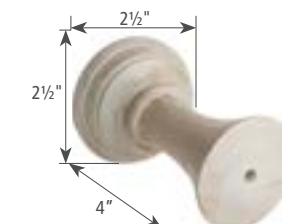
CLASSIC ROSETTE DNT51  
3 1/4" Diameter x 1 3/8" Depth



FEDERAL ROSETTE DNT53  
3 1/4" Diameter x 1 3/8" Depth



TIFFANY ROSETTE DNT54  
3 1/4" Diameter x 1 3/8" Depth



WOOD TIEBACK POST DNT50  
Fits Rosettes



SMOOTH WOOD POLE DNT20  
4' Length 1 3/8" Diameter

SMOOTH WOOD POLE DNT21  
8' Length 1 3/8" Diameter

SPLICE SCREW DA920

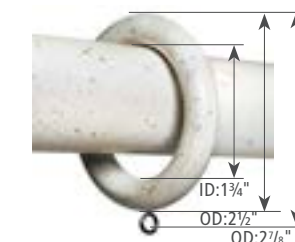
POLE CUT OPTIONS  
Pole lengths are cut to order.



STRAIGHT CUT DP900



MITRE CUT DP901

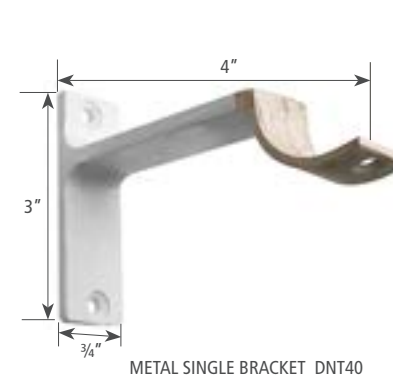


WOOD RING DNT30  
3/8" Thickness

36" CLEAR ACRYLIC BATON DPA9036/ACR

48" CLEAR ACRYLIC BATON DPA9048/ACR

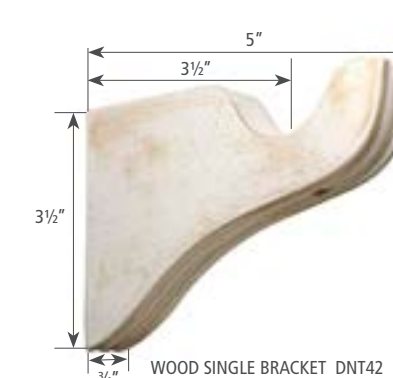
- A classic collection exuding simplicity and value.
  - Hand drawn system. Baton recommended.
  - No two pieces are alike. Finish variations are to be expected and appreciated.
  - Wood pole intended for all fabric types.
  - To splice two poles utilize a bracket to provide necessary center support. Bracket conceals undesirable seam.
  - One bracket recommended every 2 1/2 feet.
  - Four drapery rings estimated per foot of pole.
- Hardware orders under 10 feet long ship via FedEx or UPS.



METAL SINGLE BRACKET DNT40



WOOD SINGLE BRACKET DNT41



WOOD SINGLE BRACKET DNT42

Complimentary finish samples available upon request.



ANTIQUÉ BLACK  
ABK

ANTIQUÉ BLACK/GOLD  
ABG

ANTIQUÉ SILVER  
ASI

ANTIQUÉ WHITE  
AWH

BURNISHED GOLD  
BGO

MATTE BLACK  
MBK

ROSE GOLD  
RGO





FLEUR FINIAL DWG01  
7" L x 4" H x 2 1/8" D



CROWN FINIAL DWG02  
5 1/8" L x 3 1/8" H x 2 3/4" D



SCEPTRE FINIAL DWG03  
6 1/8" L x 3 1/8" H x 2 1/8" D



GEM FINIAL DWG04  
4 1/8" L x 4" H x 3" D



LAUREL FINIAL DWG05  
5 3/8" L x 3 3/4" H x 2 5/8" D

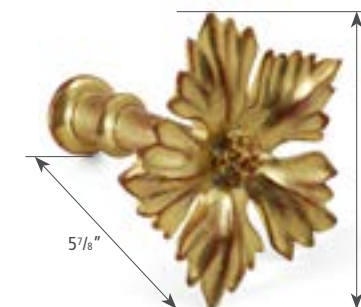


LYRE FINIAL DWG06  
6 1/8" L x 3" H x 2 1/2" D




BALL FINIAL DWG07\*  
4" L x 3" H x 2 1/2" D

\* Not available in ABZ finish



ROI TIEBACK DWG50



SOLEIL TIEBACK DWG51



- Magnificent water-gilded hardware handcrafted by skilled artisans and designed for sophisticated interiors. A beautiful walnut grain also complements the collection. Mix walnut and gilded pieces.
  - Hand drawn system. Baton recommended.
  - Due to the natural nature of this collection, finish variations are to be expected and appreciated.
  - Wood drapery pole intended for all fabric types.
  - To splice two poles utilize a bracket to provide center support. Bracket conceals undesirable seam.
  - One bracket recommended every 2 1/2 feet.
  - Four drapery rings recommended per foot of pole.
- Hardware orders under 10 feet long ship via FedEx or UPS.



SMOOTH WOOD POLE DWG20  
4' Length 2" Diameter

SMOOTH WOOD POLE DWG22\*  
8' Length 2" Diameter

SPLICE SCREW DA920



REEDED WOOD POLE DWG23  
4' Length 2" Diameter

REEDED WOOD POLE DWG25\*  
8' Length 2" Diameter

SPLICE SCREW DA920

POLE CUT OPTIONS  
Pole lengths are cut to order.



STRAIGHT CUT DP900



MITRE CUT DP901

FASCIA CUT OPTION

Poles can be horizontally cut to cover our Somfy motorized track. DP903

MOTORIZATION OPTION




The Versailles pole retrofits to our Somfy Glydea™ motorized track as a decorative fascia. Glydea™ details on page 67. Additional parts and fees apply to integrate with home automation systems.

Complimentary finish samples available upon request.



ANTIQUE GOLD GILT  
AGO



ANTIQUE BRONZE GILT  
ABZ



ANTIQUE SILVER GILT  
ASI

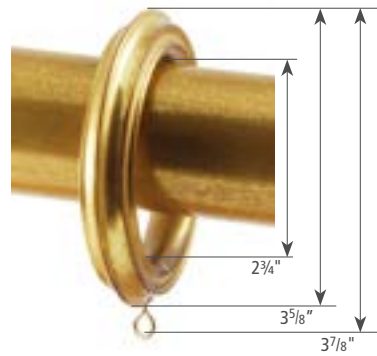


DARK WALNUT  
DKW

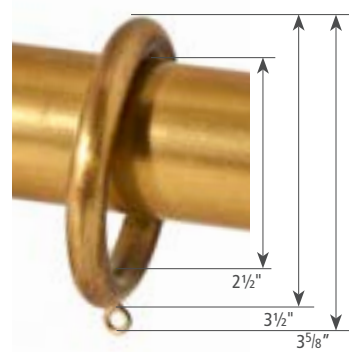


# VERSAILLES

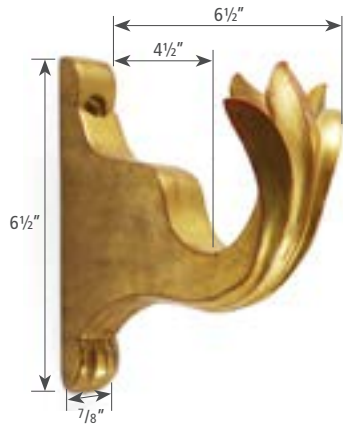
POLE DIAMETER: 2"



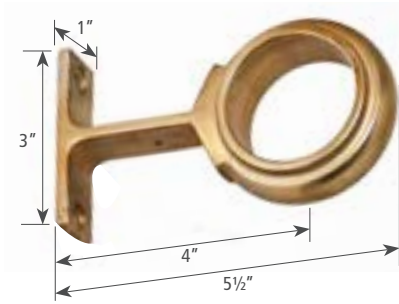
DECORATIVE WOOD RING DWG30  
1/2" Thickness



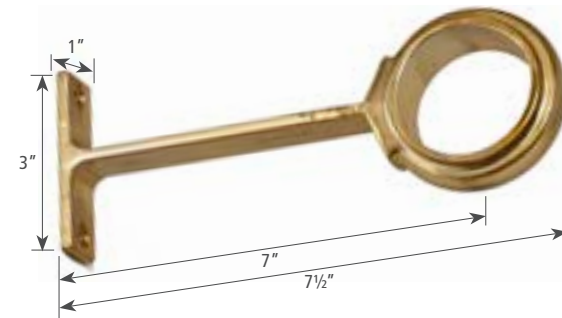
PLAIN WOOD RING DWG31\*  
1/2" Thickness



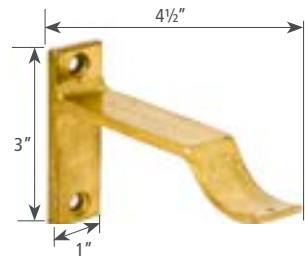
DECORATIVE WOOD BRACKET DWG41




METAL WALL/CEILING BRACKET DWG46\*



METAL WALL/CEILING BRACKET DWG47\*



METAL BRACKET DWG40



INSIDE MOUNT SET DWG43

\* Not available in ABZ finish



36" CLEAR ACRYLIC BATON DPA9036/ACR  
48" CLEAR ACRYLIC BATON DPA9048/ACR








# ENGLISH MANOR

POLE DIAMETER: 2"



STOCKBRIDGE FINIAL DEM01  
6" L x 4 1/4" H x 2 3/8" D



AVEBURY FINIAL DEM02  
4 1/2" L x 3" H x 2 1/2" D



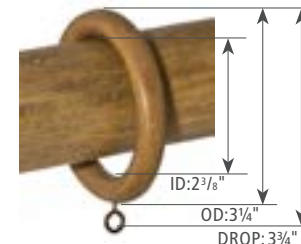
PORTLEDGE FINIAL DEM03  
3 1/2" L x 4 1/4" H x 2 3/8" D



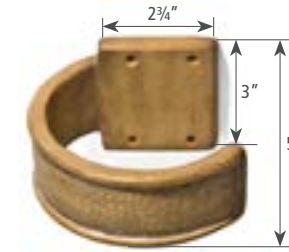
WADDESDON FINIAL DEM04  
2 1/2" L x 3 1/2" H x 3" D



WINGFIELD FINIAL DEM05  
1 1/4" L x 2 3/4" H x 2 1/2" D



WOOD RING DEM30  
1/2" Thickness



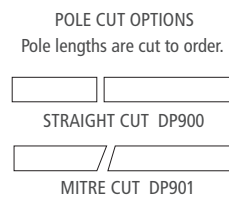
DECORATIVE WOOD HOLDBACK DEM60



- A hand-carved wood collection with old world charm.
  - A selection of rich finishes blend with popular furniture finishes.
  - Hand drawn system. Baton recommended.
  - Due to the natural nature of this collection, finish variations are to be expected and appreciated.
  - Wood pole intended for all fabric types.
  - To splice two poles utilize a bracket to provide necessary center support. Bracket conceals undesirable seam.
  - One bracket recommended every 2 1/2" feet.
  - Four drapery rings recommended per foot of pole.
- Hardware orders under 10 feet long ship via FedEx or UPS.



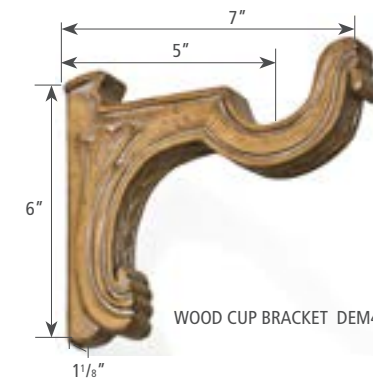
SMOOTH WOOD POLE DEM20  
4' Length 2" Diameter  
SMOOTH WOOD POLE DEM21  
8' Length 2" Diameter  
SPLICE SCREW DA920



FASCIA CUT OPTION  
Poles can be horizontally cut to cover our Somfy motorized track.  
DP903



The English Manor pole retrofits to our Somfy Glydea™ motorized track as a decorative fascia. Glydea™ details on page 67. Additional parts and fees apply to integrate with home automation systems.



WOOD CUP BRACKET DEM42



WOOD ADJUSTABLE WALL/CEILING BRACKET DEM40  
Bracket projection may be reduced from 9 1/2" max to 5 1/4" min  
Custom bracket cut DB900



INSIDE MOUNT DEM43


Complimentary finish samples available upon request.



ANTIQUE OAK  
AOK



DARK WALNUT  
DWL



PINE  
PNE



36" CLEAR ACRYLIC BATON DPA9036/ACR  
48" CLEAR ACRYLIC BATON DPA9048/ACR





Ideal for Hotel Rooms,  
Meeting Venues and Homes.

### CS TRACKS CAN BE BATON DRAWN OR CORD DRAWN



- METAL CS TRACK DPA1604  
4' Length 3/4" Square
- METAL CS TRACK DPA1608  
8' Length 3/4" Square
- METAL CS TRACK DPA1612  
12' Length 3/4" Square
- METAL CS TRACK DPA1616  
16' Length 3/4" Square
- CS TRACK ENDCAP (White) DPA2345/WH
- CS TRACK ENDCAP (Black) DPA2345/BK  
3/4" Square



**CORD DRAWN OPTION**  
To order, select CS track item #,  
then add corded item # below.

Poles are preassembled for:  
Pleated drapes (one-way draw) DIN901KIT  
Pleated drapes (center draw) DIN902KIT  
Ripplefold drapes (one-way draw) DIN903KIT  
Ripplefold drapes (center draw) DIN904KIT

Standard cord drop length is 96." Custom lengths  
available. Please specify cord length and side of  
cord drop when ordering.

Please specify the following  
when ordering a corded system:

- Finished pole length
- Cord Location: left or right
- Draw Direction: center, left or right
- Carrier Type: for pleated or ripplefold drapes
- Cord Drop Length (standard 96." Custom lengths are available). Note: All cord-drawn systems include a tension pulley.

- POLE CUT OPTIONS**  
Pole lengths are cut to order.
- STRAIGHT CUT DP900
- MITRE CUT DP901

### CS TRACK FINISHES



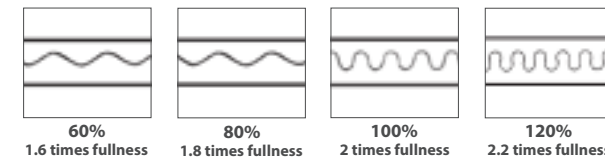

BLACK BK  
WHITE WH

### CUSTOM BENDING OPTIONS



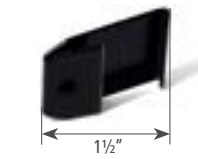
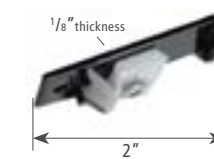
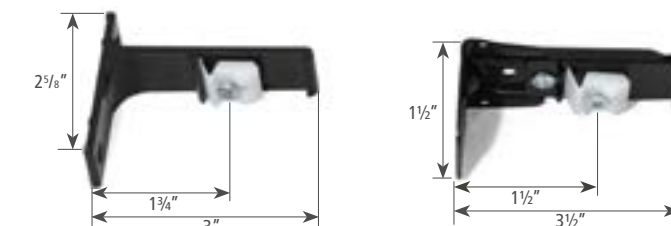
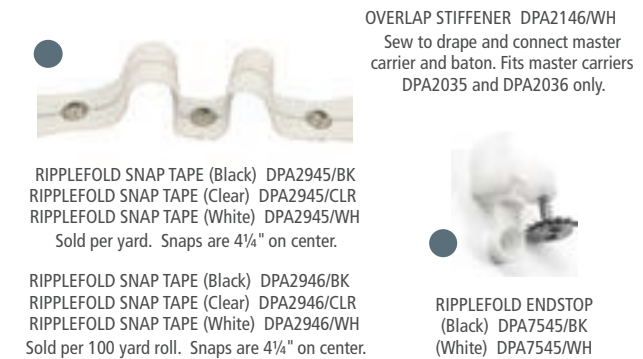
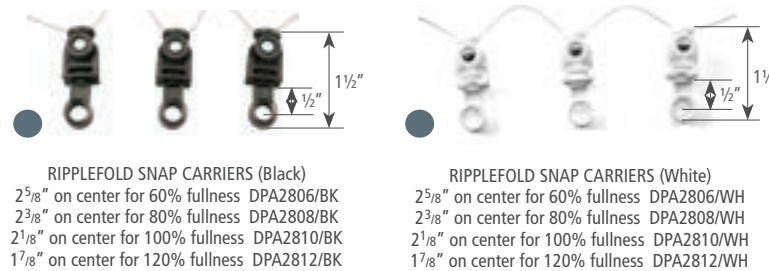
Bends are customized to your specifications. Please provide a template and allow for longer lead times.  
Custom items are non-returnable. Deposit required.

● Necessary item to create pleated draperies ● Necessary item to create ripplefold draperies

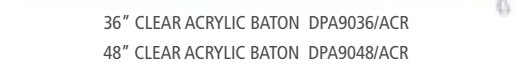


### RIPPLEFOLD FULLNESS OPTIONS

Ripplefold snap carriers dictate the shape and spacing of your drapery folds. Snap carriers are double sided making them ideal for sheers and room dividers.



- CS Tracks offered with a choice of traverse glides or cord draw options. Corded systems are preassembled. Please allow for longer lead times.
  - CS tracks intended to support all fabric types.
  - Ripplefold hardware available to produce tailored draperies with evenly-spaced folds.
  - Ball-bearing glides and ripplefold carriers provide ultra smooth traversing action.
  - Glides/carriers bypass brackets for a long continuous draw. One-way or center draw capability.
  - For center draw treatments use an overlap or underlap master carrier to prevent a gap between the panels to prevent light from coming through. Order an even number of glides to ensure the drape returns into the wall.
  - Four glides estimated per foot of pole.
  - One bracket recommended every 2 1/2 feet.
  - To splice two traverse poles position a bracket on each side of the splice for ample support.
  - Use endstops to hold drapery treatments in place.
- Hardware under 10 feet ship via FedEx or UPS. Orders over 10 feet ship via common carrier.








#12 GROMMET DXG10012

Grommet shown in actual size.

1 5/8" inner grommet diameter fits poles in the following collections:  
Tuxedo Collection - page 7  
Ice Collection - page 11  
Fifth Avenue Collection - page 15  
Signature Metal Collection - page 49



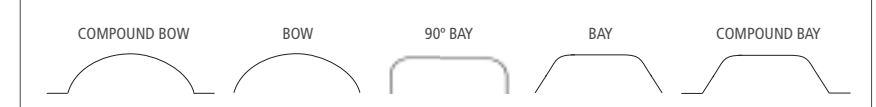
 <p>Plastic fabric support ring fits behind grommet to protect delicate fabrics from tearing. DXG90012</p>	 <p>Inner glide ring snaps inside the grommet to ensure a quiet, smooth draw without scratching the pole. DXG90112</p>	<p>Contact your workroom for grommet tooling.</p>
---	---	---



# CUSTOM BENDING

ELIGIBLE POLES: 1/2", 3/4", 1", 1 1/8", 1 1/4", 1 1/2"

Allow us to custom bend poles or CS tracks for your unique window treatment projects. Choose from 9 metal hardware collections and 5 bend configurations.



**CHALET COLLECTION**  
 COMPOUND BOW BEND DP940DCH  
 BOW BEND DP910DCH  
 90° BAY BEND DP930DCH  
 BAY BEND DP920DCH  
 COMPOUND BAY BEND DP950DCH  
 Pole Diameter: 3/4"  
 Pole lengths up to 8'  
 Collection details on page 39.



**FIFTH AVENUE COLLECTION**  
 COMPOUND BOW BEND DP940DX  
 BOW BEND DP910DX  
 90° BAY BEND DP930DX  
 BAY BEND DP920DX  
 COMPOUND BAY BEND DP950DX  
 Pole Diameter: 1 1/4"  
 Pole lengths up to 10'  
 Collection details on page 15.



**MANHATTAN COLLECTION**  
 COMPOUND BOW BEND DP940DMX  
 BOW BEND DP910DMX  
 90° BAY BEND DP930DMX  
 BAY BEND DP920DMX  
 COMPOUND BAY BEND DP950DMX  
 Pole Size: 1 1/2" H x 3/8" D  
 Pole lengths up to 196.85"  
 Collection details on page 31.



**TUXEDO COLLECTION & ICE COLLECTION**  
 COMPOUND BOW BEND DP940DTX  
 BOW BEND DP910DTX  
 90° BAY BEND DP930DTX  
 BAY BEND DP920DTX  
 COMPOUND BAY BEND DP950DTX  
 Pole Diameter: 1 1/8"  
 Pole lengths up to 94 1/2"  
 Tuxedo Collection on page 7; Ice Collection on page 11.



**PARK AVENUE COLLECTION**  
 COMPOUND BOW BEND DP940DPA  
 BOW BEND DP910DPA  
 90° BAY BEND DP930DPA  
 BAY BEND DP920DPA  
 COMPOUND BAY BEND DPA950DPA  
 Pole Diameter: 1 1/4"  
 Pole lengths up to 16'  
 Pole can be baton drawn or cord drawn.  
 Collection details on page 21.



**SIGNATURE METAL COLLECTION**  
 COMPOUND BOW BEND DP940DPS  
 BOW BEND DP910DPS  
 90° BAY BEND DP930DPS  
 BAY BEND DP920DPS  
 COMPOUND BAY BEND DP950DPS  
 Pole Diameters: 1/2" & 1"  
 Pole lengths up to 10'  
 Collection details on page 49.

**AFFINITY COLLECTION**  
 COMPOUND BOW BEND DP940DAF  
 BOW BEND DP910DAF  
 90° BAY BEND DP930DAF  
 BAY BEND DP920DAF  
 COMPOUND BAY BEND DP950DAF  
 Pole Diameter: 1 1/2"  
 Pole lengths up to 16'  
 Pole can be baton drawn, cord drawn or motorized.  
 Collection details on page 27.

Longer lead times are to be expected for custom bending.

**CS TRACK COLLECTION**  
 COMPOUND BOW BEND DP940DPACS  
 BOW BEND DP910DPACS  
 90° BAY BEND DP930DPACS  
 BAY BEND DP920DPACS  
 COMPOUND BAY BEND DP950DPACS  
 Track Size: 3/4" Square  
 Track lengths up to 16'  
 Track can be baton drawn or cord drawn.  
 Collection details on page 60.





DRAPERY MOTORIZATION IS BECOMING THE STANDARD FOR HOTEL ROOMS, MEETING VENUES, CONFERENCE CENTERS AND LUXURY HOMES.

LET US MEET YOUR MOTORIZATION NEEDS WITH THE GLYDEA™ MOTORIZED TRACK SYSTEM.

Glydea makes spaces stand out in terms of image, usage and functionality.

Glydea provides a convenient solution for glare reduction and privacy while reducing energy costs and protecting furnishings from UV ray damage.

Glydea creates a positive user experience with superior performance, reliability and ease of operation.

Glydea extends the lifespan of draperies by eliminating the damage associated with manual operation.

Glydea is compatible with various controls from hand-held remotes, wireless wall switches, table top controls, timers and third party automation systems.

Glydea is available for all drapery types:



Pinch Pleat



RippleFold®



Accordia®



Glydea specifications and technical details available at [www.brimarinc.com/glydea](http://www.brimarinc.com/glydea)

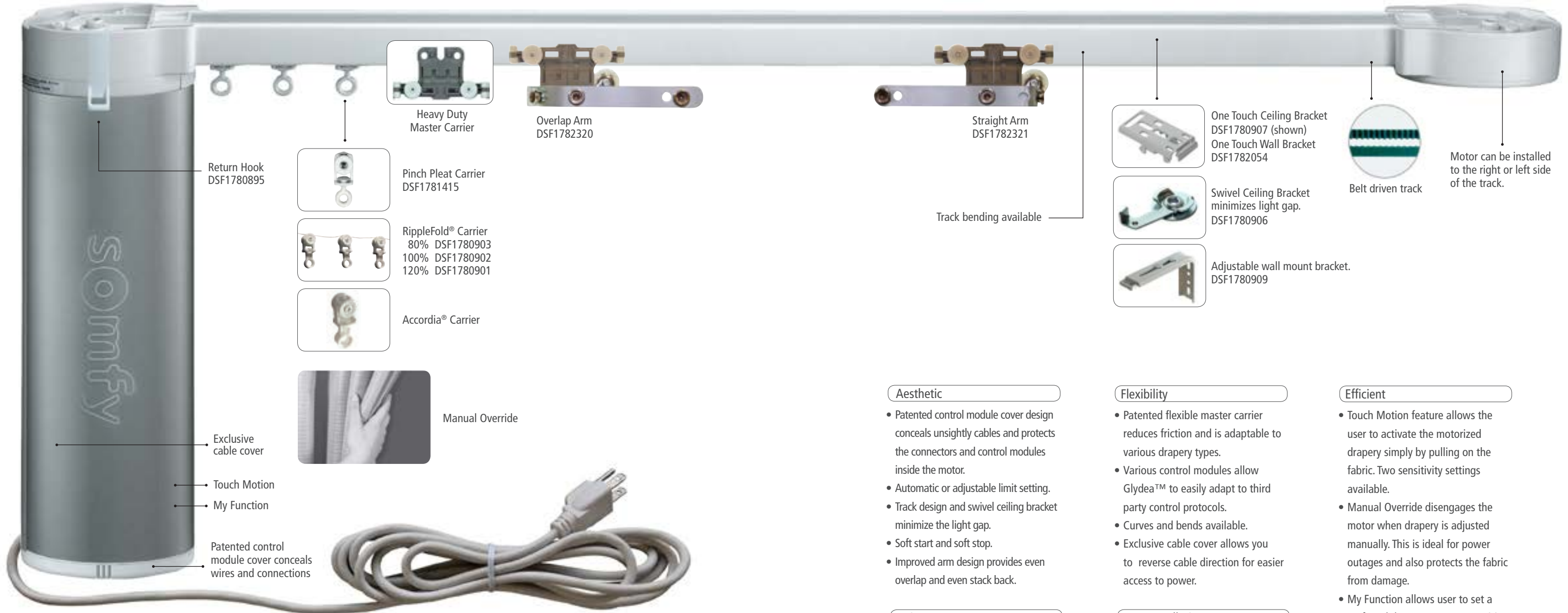
### ADD A DECORATIVE TOUCH TO OUR MOTORIZED TRACKS.

We offer a variety of decorative fascias to snap onto our Glydea™ Motorized Track to achieve a refined designer aesthetic. Explore our two-inch wood fascias available in a myriad of finishes and styles in the following collections: English Manor, Versailles, Signature and Platforms (shown).





The sophistication of Glydea™ is reflected in the simple form and sleek lines of the motor and track.



**Aesthetic**

- Patented control module cover design conceals unsightly cables and protects the connectors and control modules inside the motor.
- Automatic or adjustable limit setting.
- Track design and swivel ceiling bracket minimize the light gap.
- Soft start and soft stop.
- Improved arm design provides even overlap and even stack back.

**Quiet**

- Motor design and the use of a timing belt provides quiet operation (<44dBA).

**Flexibility**

- Patented flexible master carrier reduces friction and is adaptable to various drapery types.
- Various control modules allow Glydea™ to easily adapt to third party control protocols.
- Curves and bends available.
- Exclusive cable cover allows you to reverse cable direction for easier access to power.

**Easy Installation**

- Spring loaded one-touch hardware (wall and ceiling mount).
- Motor can also be installed to the right or to the left side of the track.
- Inverse (top mount) option allows the motor to be installed above the track.

**Efficient**

- Touch Motion feature allows the user to activate the motorized drapery simply by pulling on the fabric. Two sensitivity settings available.
- Manual Override disengages the motor when drapery is adjusted manually. This is ideal for power outages and also protects the fabric from damage.
- My Function allows user to set a preferred drapery openness position for easy access.
- Adjustable speed: 4.9"/s to 7.86"/s (Glydea™ 60e only).

**Somfy Quality**

5 years international warranty. International certifications.

Available Adaptable Control Modules



RTS Control Module  
DSF1870172



RS485 Control Module  
DSF1811129



ZigBee® Control Module  
DSF1870221



Z-Wave® Control Module  
DSF1870228



Longer lead times are to be expected for custom motorization systems.



Glydea™ 60e & 35e Features Overview

Motor unit main features	
Soft start	●
Manual operation	●
Automatic limits on end stop	●
Back release	●
Soft stop	●
Intermediate position	●
Touch motion with 2 sensitivity settings	●
Adjustable limits	●
Speed control & adjustment	●
Control options	
3 normally open dry contacts	●
2 normally open dry contacts	●
2 normally open dry contacts sequencing mode	●
Dry contact individual and group & master control	●
Radio technology Somfy® RTS	●
Infrared	●
RS485 digital technology	●
Z-Wave®	●
ZigBee®	●
Tandem alternative	●
Sun control	●
Timer control	●
Installation and setting features	
Setting with buttons on motor unit	●
Setting with external 3 normally open dry contact switch	●
LED indicators	●
Motor unit direction change	●
Inverse (top mount) mounting	●
Tracks / Drapery types	
Side opening	●
Center opening	●
Asymmetric	●
Multiple	●
Pinch pleat	●
Ripplefold® with overlap arm	●
Ripplefold® with butt arm	●
Accordia®	●

Glydea™ 60e Characteristics

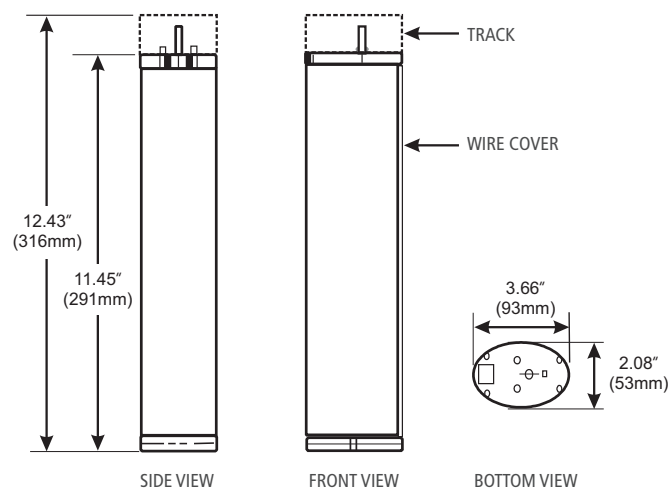
Power supply	110V AC 50/60 HZ
Amperage	1A
Average linear speed	4.9"/s to 7.86"/s
Power consumption	120 W
Power cable type	3-wire cable with molded NEMA plug 4-wire cable (wired version only)
Control connector type	RJ12
DCT control circuit voltage	3.3 VDC
Motorized track noise level	<44 dB(A)
Certifications	c TUV us, CE
Control options	
Track maximum length	36 ft (10.9 m)
Maximum number of splices	2
Minimum bending radius	11.8 in. (30 cm)
Minimum curving radius	118 in. (300 cm)
Side opening max weight	132 lbs. (59 kg)
Center opening max weight	132 lbs. (59 kg)
Tandem alternative	264 lbs. (72 ft)

Glydea™ 35e Characteristics

Power Supply	110V AC 50/60 HZ
Amperage	0.5A
Average linear speed	7.86"/s
Power consumption	60 W
Power cable type	3-wire cable with molded NEMA plug
Control connector type	RJ12
DCT control circuit voltage	3.3 VDC
Motorized track noise level	<50 dB(A)
Certifications	c TUV us, CE
Control options	
Track maximum length	30 ft (9 m)
Maximum number of splices	2
Minimum bending radius	11.8 in. (30 cm)
Minimum curving radius	118 in. (300 cm)
Side opening max weight	77 lbs. (35 kg)
Center opening max weight	77 lbs. (35 kg)
Tandem alternative	154 lbs. (60 ft)

Bending the tracks will reduce the weight bearing capacity of the motor. Access our online catalog to view drapery panel weight limitations at [www.brimarinc.com/glydea](http://www.brimarinc.com/glydea).

Motor Dimensions



Motorized Systems

Includes a track, belt, heavy-duty master carrier, pulleys, motor with powercord, control module and custom cut.

GLYDEA™ 60e RTS	16 FT SYSTEM	DSF60RTS16
GLYDEA™ 60e RTS	14 FT SYSTEM	DSF60RTS14
GLYDEA™ 60e RTS	12 FT SYSTEM	DSF60RTS12
GLYDEA™ 60e RTS	10 FT SYSTEM	DSF60RTS10
GLYDEA™ 60e RTS	8 FT SYSTEM	DSF60RTS08
GLYDEA™ 60e RTS	6 FT SYSTEM	DSF60RTS06
GLYDEA™ 60e RTS	4 FT SYSTEM	DSF60RTS04
GLYDEA™ 60e DCT	16 FT SYSTEM	DSF60DCT16
GLYDEA™ 35e RTS	16 FT SYSTEM	DSF35RTS16
GLYDEA™ 35e RTS	14 FT SYSTEM	DSF35RTS14
GLYDEA™ 35e RTS	12 FT SYSTEM	DSF35RTS12
GLYDEA™ 35e RTS	10 FT SYSTEM	DSF35RTS10
GLYDEA™ 35e RTS	8 FT SYSTEM	DSF35RTS08
GLYDEA™ 35e RTS	6 FT SYSTEM	DSF35RTS06
GLYDEA™ 35e RTS	4 FT SYSTEM	DSF35RTS04

Longer lead times are to be expected for Glydea™ systems.

Controls and Accessories



With over 10 million installations worldwide, RTS has become the standard for secure radio technology in the industry.



TELIS RTS® HAND-HELD REMOTE

- SINGLE CHANNEL REMOTE PURE DSF1810632
- 5-CHANNEL REMOTE PURE DSF1810633
- SINGLE CHANNEL REMOTE SILVER DSF1810639
- 5-CHANNEL REMOTE SILVER DSF1810641
- SINGLE-CHANNEL REMOTE LOUNGE DSF1810650
- 5-CHANNEL REMOTE LOUNGE DSF1810652
- 16-CHANNEL REMOTE PURE DSF1811081
- SILVER DSF1811082
- CHRONIS SINGLE CHANNEL REMOTE Zone control and Timer. PURE DSF1805237
- SILVER DSF1805238



- DECOFLEX WIREFREE™ RTS 5-CHANNEL TABLETOP REMOTE. Switch sold separately. BLACK DSF1811051, SILVER DSF1810972, WHITE DSF1811185
- CHRONIS TIMER RTS Schedules draperies to operate automatically. DSF1805176
- INDOOR SUNIS RTS Sun sensor automatically adjusts motorized draperies. DSF9013707
- UNIVERSAL RTS INTERFACE 16-CHANNEL (CONVERTS IR, RS232, RS485 to RTS) Integrates with home automation systems. DSF1810872



DECOFLEX WIREFREE™ RTS WALL SWITCH Available with custom engraved buttons.

- 1-CHANNEL WALL SWITCH WHITE DSF1810897, IVORY DSF1810898, ALMOND DSF1811180, BLACK DSF1810899
- 2-CHANNEL WALL SWITCH WHITE DSF18110682, IVORY DSF18110692, BLACK DSF1811067
- 3-CHANNEL WALL SWITCH WHITE DSF18110713, IVORY DSF18110723, BLACK DSF1811070
- 4-CHANNEL WALL SWITCH WHITE DSF18110744, IVORY DSF18110754, BLACK DSF1811073
- 5-CHANNEL WALL SWITCH WHITE DSF1810813, IVORY DSF1810814, ALMOND DSF1811181, BLACK DSF1810830

Wired Technology




- DRY CONTACT WALL SWITCH WHITE DSF1800219, IVORY DSF1800220
  - PADDLE WALL SWITCH WHITE DSF1800374, IVORY DSF1800373
- For use with 60e motor only.

myLink App



Open and close draperies remotely with a smart phone or tablet. Simply order a myLink Controller then download the app.



myLink Controller

The WiFi to Radio Technology Somfy® interface can control up to five channels of RTS motorized Glydea™ tracks using the Somfy myLink app for iOS and Android devices.

DSF1811264





## ORDERING GUIDELINES

Please indicate the following when placing an order (items are sold individually).

- Select pole diameter, length and finish
- Select corresponding finial and finish
- Select brackets and rings/glides. Please note: When ordering pole lengths over 6 feet, additional brackets are recommended for support.
- Select accessories
- Please let us know of any special instructions when placing an order. Your install date is extremely helpful.

Cord drawn and motorized systems require additional information:

- Finished length of your pole
- Draw direction: center, left or right
- Is this an inside or outside mount?
- Cord or motor location: left or right
- Desired cord drop length? Our standard is 96"
- Please allow 15-20 days for custom motorized or cord drawn product

There are convenient order forms available at [brimarinc.com](http://brimarinc.com) to assist you. Our Client Services team is also available to answer questions during the planning and ordering process. Please refer to bracket guidelines within each collection. We cannot guarantee against sagging due to unsupported pole spans over our recommendations.

## HOW TO MEASURE

- To get started, measure the width of the window from the outer frame. To allow for finial and bracket placement outside of the frame, we recommend an additional 2"-4" per side. Installing the brackets into wall studs provides the most secure installation.
- For hardware mounted near a wall or corner, please allow ample room for finial placement.
- When determining the length of your drapery panel, please consider the drop length of the drapery rings shown within each collection.

## CUSTOM LENGTHS

Brimar offers poles in increments specified in this catalog and in our price list. Custom cuts including mitre cuts are available upon request. Fall off will be sent upon request only. Please include detailed written instructions with your order. Custom cut hardware is non-refundable and non-returnable. Custom cut orders cannot be cancelled once they are in process.

## CUSTOM POLE BENDS

We offer custom bends on many of our collections including bow (continuous), bay and 90 degree bends. A convenient Bending Worksheet is available at [brimarinc.com](http://brimarinc.com) to assist in the quote request and ordering process. A written quote is required and will be provided once we receive your specifications.

Templates are necessary for all bow bends. A template is preferred for bay bends, although providing us with overall dimensions, angles of the bend and dimensions between bends will be accepted. The customer is expected to advise if dimensions are wall measurements or pole measurements when providing the template. There is a 10-15 day lead time on custom bends. Custom pole bends are shipped via common carrier.

## INSTALLATION

All hardware should be installed by a professional installer. Brimar is not responsible for damages caused by improperly mounted or inadequately supported hardware. We recommend a center support bracket at all splice points. All cord drawn systems come with a tension pulley that must be installed so the cord is not dangling free.

## FINISHES

Many of our finishes are hand-applied by skilled artisans; therefore, no two pieces are exactly alike. Wooden hardware is a product whereby color and grain variations are natural and should be expected. We recommend ordering sampling tools to aid you in your finish selection as finishes can vary.

## PRICES

Prices are subject to change without notice. Prices are quoted exclusive of Freight and Handling and are shown in United States currency (\$). View our price online by logging in to [brimarinc.com](http://brimarinc.com). Contact us to request a digital price list.

## REMEDY OF DEFECT

Brimar warrants that the goods will be free of defects in materials or workmanship; however, seller's sole obligation shall be to repair or replace, at its option, goods found to be defective. Some handmade items may vary in size.

## RETURN POLICY

No returns will be accepted without prior authorization from our Client Services team. No returns after 30 days. Custom cut products and pole bends are non-refundable and non-returnable. A completed Return Authorization Form must be included with the return. A 20% restocking fee applies and return freight must be pre-paid by the customer. Product authorized for return must be in our current price list, in original condition and properly packaged. Credit is issued on returned goods that are inspected and deemed undamaged.

## DELIVERY & SHIPPING

All orders are shipped FOB Lake Forest, IL. Pole lengths over 10 feet are shipped via common carrier. Inspect all shipments immediately upon receipt to ensure there is no shipping damage. If there is shipping damage, please contact Brimar within 48 hours to begin the claims process. Freight companies require items to be kept for inspection.

BRIMAR 28250 Ballard Drive, Lake Forest IL 60045 USA



## BRIMARINC.COM

Access our drapery hardware 24 hours a day, 7 days a week.

Search products by collection or item number.

Click a sample chip to view all items in that finish.

Visit our Showrooms page to find a location nearest you.

Request finish samples, view pricing and order online by simply logging in.

Be inspired by beautiful room settings and application ideas.

If you are a trade professional but do not have a Brimar account, you can register for one online.

## FOLLOW US



[facebook.com/brimarinc](https://facebook.com/brimarinc) [pinterest.com/brimarinc](https://pinterest.com/brimarinc) [linkedin.com/company/brimar](https://linkedin.com/company/brimar) [youtube.com/brimarincorp](https://youtube.com/brimarincorp) [instagram.com/brimarinc](https://instagram.com/brimarinc) [twitter.com/brimarinc](https://twitter.com/brimarinc) [houzz.com/pro/brimarinc](https://houzz.com/pro/brimarinc)





## THE POWER OF DETAILS





28250 BALLARD DRIVE, LAKE FOREST IL 60045-4536

p 800.274.1205 f 847.247.9270 [HARDWARESUPPORT@BRIMARINC.COM](mailto:HARDWARESUPPORT@BRIMARINC.COM) [BRIMARINC.COM](http://BRIMARINC.COM)

© 2015 All Rights Reserved